Halifax Humane Society (HHS) Animal Metrics

Intake Data Analysis

The following information contains a progress report for HHS intake animal metrics. Each year data collected is analyzed to identify trends and progress made in efforts to responsibly reduce animal intake and ultimately improve care for animals within Volusia County.

In a 8 year period of time, subsidized or free **sterilization surgeries** have **increased by 124%** since 2011, prior to the opening of the HHS Redinger Spay/Neuter Clinic in 2012. This is the single most important contribution to the overall improvement in intake numbers throughout the community.

Compiled data indicates great strides in the reduction of HHS largest animal intake population: cats. Our goal is to find a home for every healthy, adoptable animal in the Greater Daytona region without closing doors, without leaving animals in need to fend for themselves.

HHS Animal Intake is showing a **decrease** of **-9%** in 2019 from the prior year. Further analysis reflects a yearend total decrease of **-3.2% in stray cat** intakes and **overall stray intakes are decreased by -6%**. Other comparatives show in 2019 a total of **-48% decrease of intake compared to year 2012**.

The following pages contain a detailed breakdown of intake categories. Reporting is completed on a monthly basis and may vary slightly from end of year totals as corrections are made.

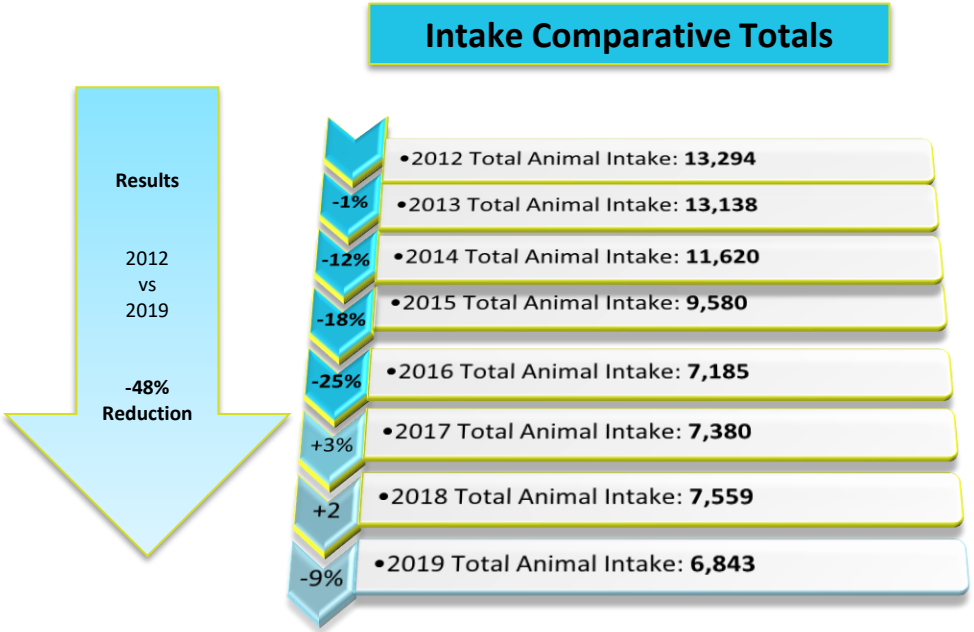

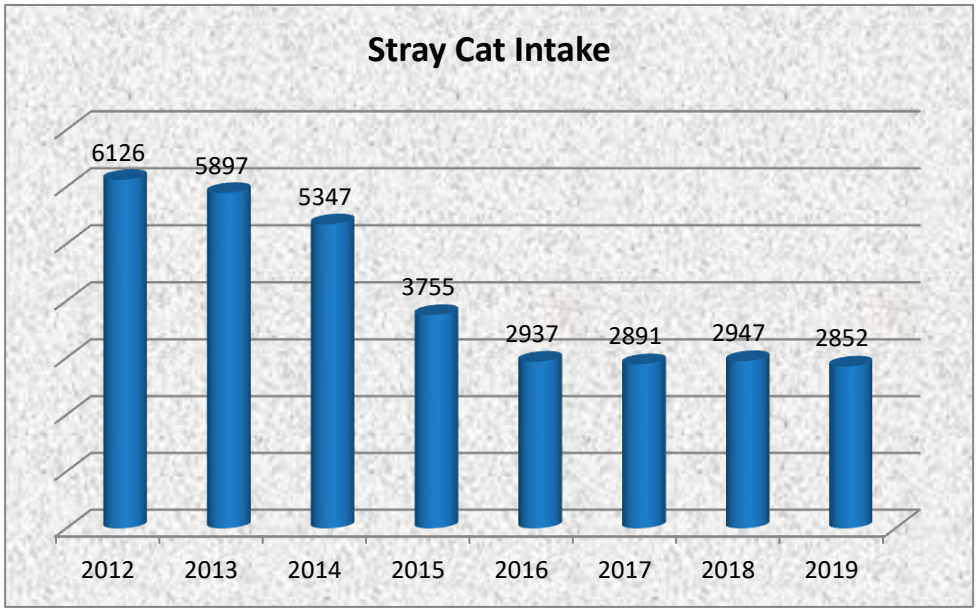

Halifax Humane Society All Animal Intake Comparatives (excluding Clinic & PTSOR)

Animal Intakes - All (excluding PTSOR & Clinic)

	2012	2013	2014	2015	2016	2017	2018	2019	2020
Jan	822	1120	840	774	626	667	463	438	481
Feb	938	840	889	586	511	431	557	425	433
March	990	872	834	703	547	455	624	502	427
April	1208	1064	905	821	555	533	721	637	193
May	1269	1417	1183	989	715	721	818	663	395
June	1339	1160	1392	1144	741	830	740	634	
July	1266	1202	1112	968	693	739	633	671	
Aug	1196	1224	977	866	706	669	698	549	
Sept	1133	1043	1007	773	641	547	629	558	
Oct	1190	1197	998	713	533	690	751	647	
Nov	975	1010	717	631	454	587	483	616	
Dec	968	989	766	612	463	511	442	503	
Total	13294	13138	11620	9580	7185	7380	7559	6843	1929
Daily Avg	36.4	35.9	31.8	26.2	19.6	20.2	20.7	18.7	

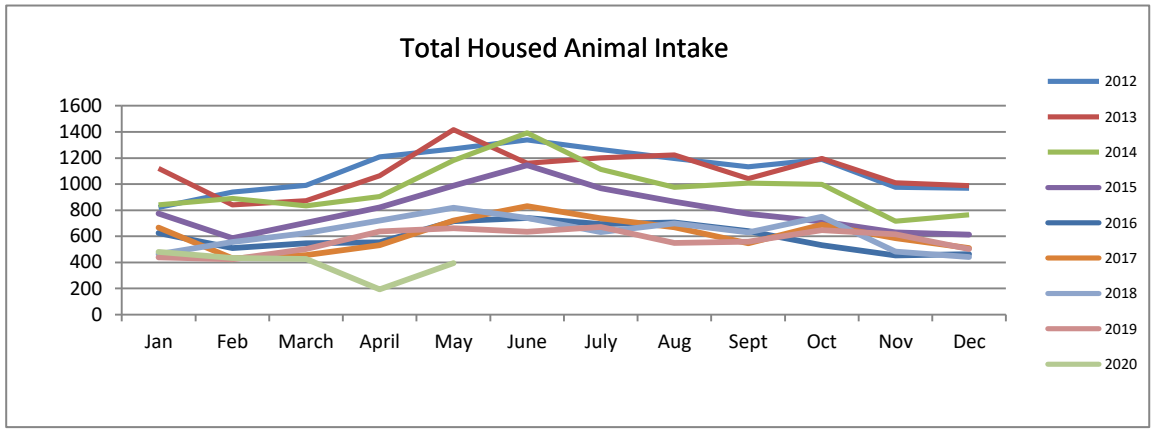

Intakes - Canine (excluding PTSOR & Clinic)

	2012	2013	2014	2015	2016	2017	2018	2019	2020
Jan	291	360	391	303	266	272	219	203	229
Feb	343	322	315	276	217	205	241	195	221
March	397	332	303	335	248	205	227	243	213
April	388	375	321	313	227	197	215	212	104
May	351	370	314	328	239	241	243	185	121
June	370	367	366	314	264	291	259	208	
July	365	331	348	309	223	296	245	217	
Aug	391	369	341	269	257	260	230	222	
Sept	325	313	340	311	247	208	208	198	
Oct	366	330	324	274	219	254	247	238	
Nov	319	331	285	277	191	293	223	267	
Dec	367	374	307	280	246	258	201	226	
Total	4273	4174	3955	3589	2844	2980	2758	2614	888
Daily Avg	11.7	11.4	10.8	9.8	7.7	8.1	7.5	7.1	

Intakes - Feline (excluding PTSOR & Clinic)

	2012	2013	2014	2015	2016	2017	2018	2019	2020
Jan	492	713	376	436	260	378	219	228	243
Feb	556	494	487	290	260	211	247	223	203
March	549	490	493	335	284	231	281	245	202
April	729	630	535	470	304	311	413	409	87
May	857	994	796	632	441	447	514	460	265
June	911	751	971	808	456	506	439	407	
July	828	812	736	564	441	408	350	428	
Aug	772	780	593	561	419	383	454	301	
Sept	752	654	653	432	371	318	375	334	
Oct	799	774	654	412	303	398	476	362	
Nov	623	627	398	322	249	275	244	313	
Dec	559	555	430	312	199	229	224	254	
Total	8427	8274	7122	5574	3987	4095	4236	3964	1000
Daily Avg	23	22.6	19.5	15.2	10.9	11.2	11.6	10.8	

Intakes - Other (excluding PTSOR & Clinic)

	2012	2013	2014	2015	2016	2017	2018	2019	2020
Jan	39	47	73	35	100	17	25	7	9
Feb	39	24	87	20	34	15	69	7	9
March	44	50	38	33	15	19	116	14	2
April	91	59	49	38	24	25	93	16	9
May	61	53	73	29	35	33	61	18	
June	58	42	55	22	21	33	42	19	
July	73	59	28	95	29	35	38	26	
Aug	33	75	43	36	30	26	14	26	
Sept	56	76	14	30	23	21	46	26	
Oct	25	93	20	27	11	38	28	47	
Nov	33	52	34	32	14	19	16	36	
Dec	42	60	29	20	18	24	17	23	
Total	594	690	543	417	354	305	565	265	29
Daily Avg	1.6	1.8	1.4	1.1	0.9	0.9	1.5	0.7	

Top Dog Intake Breed List

2012
- Pit Bull Terrier = 1099
- Labrador Retriever = 531
- Chihuahua = 352
- Shepherd = 215

2016
- Pit Bull Terrier = 1050
- Retriever = 367
- Chihuahua = 309
- Terrier - 263
- Hound = 175
- Shepherd = 167

Anomaly

January 2016 - Mid April 2016
Large Dog Adoption Kennel Renovation.
January 2016
68 Rabbit Intake/Transfer - NC Shelter
October 2016 - Hurricane Matthew
January 2017
143 Animals from AC Hoarding Case.
October 2017 - Hurricane Irma
November 2017 - Hurricane Maria - St Croix 60 dog transfer-in
March 2018
AC wildlife intake 71 raccoons-disease
October 2018 - April 2019
Shelter/Adoption Kennel Renovation.
September 2019 - Hurricane Dorian
March 30-May/4 - Shelter closed to Public COVID-19
May/5- - Modified open, appointment only due to COVID-19

Owner Surrender - All

	2012	2013	2014	2015	2016	2017	2018	2019	2020
Jan	244	352	244	220	173	146	174	103	138
Feb	286	249	231	171	154	101	190	79	165
March	293	261	210	188	143	104	194	128	131
April	379	234	235	210	151	103	151	116	37
May	314	355	318	268	185	156	177	156	96
June	339	346	306	287	178	224	170	152	
July	379	349	261	306	184	243	200	143	
Aug	347	366	285	277	195	215	219	138	
Sept	337	300	224	243	157	119	180	138	
Oct	335	343	245	208	118	179	187	217	
Nov	286	304	201	196	111	169	133	218	
Dec	294	304	248	189	117	112	112	165	
Total	3833	3763	3008	2763	1866	1871	2087	1753	567
Daily Avg	10.5	10.3	8.2	7.5	5.1	5.1	5.7	4.8	

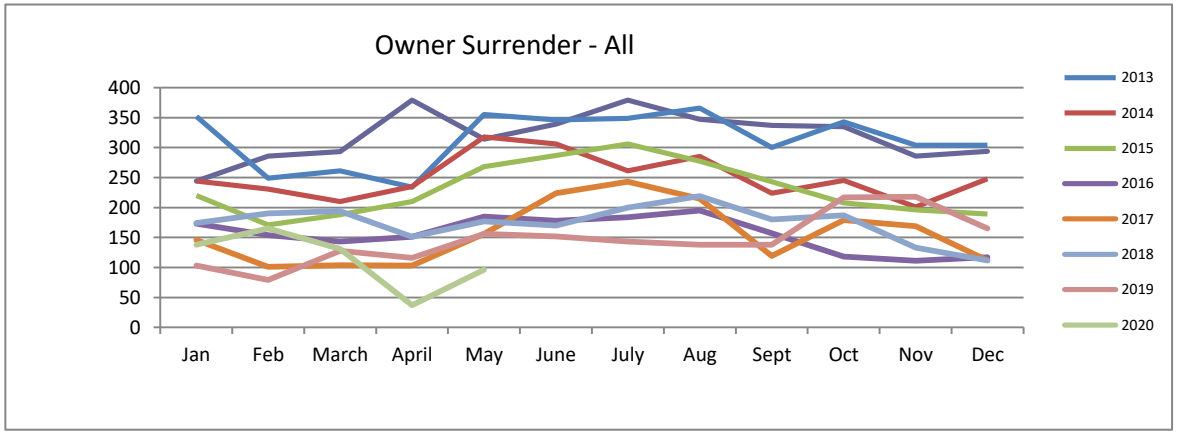

Owner Surrender-Canine

	2012	2013	2014	2015	2016	2017	2018	2019	2020
Jan	109	123	116	93	76	77	71	50	53
Feb	129	120	99	93	67	57	77	33	77
March	137	110	91	91	64	57	63	65	73
April	162	121	101	85	66	54	65	69	19
May	126	118	77	99	76	86	85	65	25
June	124	115	116	103	73	106	77	59	
July	116	110	96	100	55	87	82	57	
Aug	138	130	116	67	63	111	68	58	
Sept	104	94	104	100	72	58	63	42	
Oct	122	90	109	79	51	62	72	81	
Nov	96	106	104	78	51	55	63	99	
Dec	121	120	97	87	60	48	49	52	
Total	1484	1357	1226	1075	774	858	835	730	247
Daily Avg	4	3.7	3.3	2.9	2.1	2.3	2.2	2	

Owner Surrender-Feline

	2012	2013	2014	2015	2016	2017	2018	2019	2020
Jan	114	220	93	111	72	58	87	52	84
Feb	145	121	129	70	73	38	88	45	82
March	139	133	107	78	68	39	93	63	54
April	198	108	112	107	74	43	72	47	18
May	165	229	216	159	94	59	74	90	63
June	197	214	183	176	97	102	82	87	
July	235	222	156	153	103	138	109	70	
Aug	204	215	149	194	114	96	142	68	
Sept	209	182	113	127	69	46	98	80	
Oct	206	217	130	118	60	101	110	110	
Nov	167	180	71	100	51	105	64	90	
Dec	154	153	139	94	47	52	56	96	
Total	2133	2194	1598	1487	922	877	1075	898	301
Daily Avg	5.8	6	4.3	4	2.5	2.4	2.9	2.4	

Owner Surrender-Other

	2012	2013	2014	2015	2016	2017	2018	2019	2020
Jan	21	9	35	16	25	11	16	1	1
Feb	12	8	3	8	14	6	25	1	6
March	17	18	12	19	11	8	38	0	4
April	19	5	22	18	11	6	14	0	0
May	23	8	25	10	15	11	18	1	8
June	18	17	7	8	8	16	11	6	
July	28	17	9	53	26	18	9	16	
Aug	5	21	20	16	19	8	9	12	
Sept	24	24	7	16	16	15	19	16	
Oct	7	36	6	11	7	16	5	26	
Nov	23	18	26	18	9	9	6	29	
Dec	19	31	12	8	10	12	7	17	
Total	216	212	184	201	171	136	177	125	19
Daily Avg	0.59	0.58	0.5	0.55	0.46	0.37	0.48	0.34	

Anomaly

October 2016
Hurricane Matthew-owner surrenders suspended 4 days

September 2017
Hurricane Irma-owner surrenders suspended 3 days

March 30-May/4 - Shelter closed to Public COVID-19

May/5- - Modified open, appointment only due to COVID-19

Return to Shelter - All

	2012	2013	2014	2015	2016	2017	2018	2019	2020
Jan	41	47	65	37	35	33	37	36	60
Feb	51	51	40	38	32	31	29	41	45
March	44	63	52	47	34	36	40	48	29
April	41	63	35	47	30	24	26	54	14
May	46	60	45	44	43	30	37	30	37
June	47	55	48	34	27	29	45	25	
July	51	59	38	36	15	43	43	48	
Aug	59	41	33	39	32	35	67	49	
Sept	45	30	43	31	23	32	39	30	
Oct	50	53	33	36	29	38	43	49	
Nov	50	45	22	54	21	41	39	46	
Dec	69	71	29	47	33	31	38	40	
Total	594	638	483	490	354	403	483	496	185
Daily Avg	1.6	1.7	1.3	1.3	0.9	1.1	1.3	1.3	

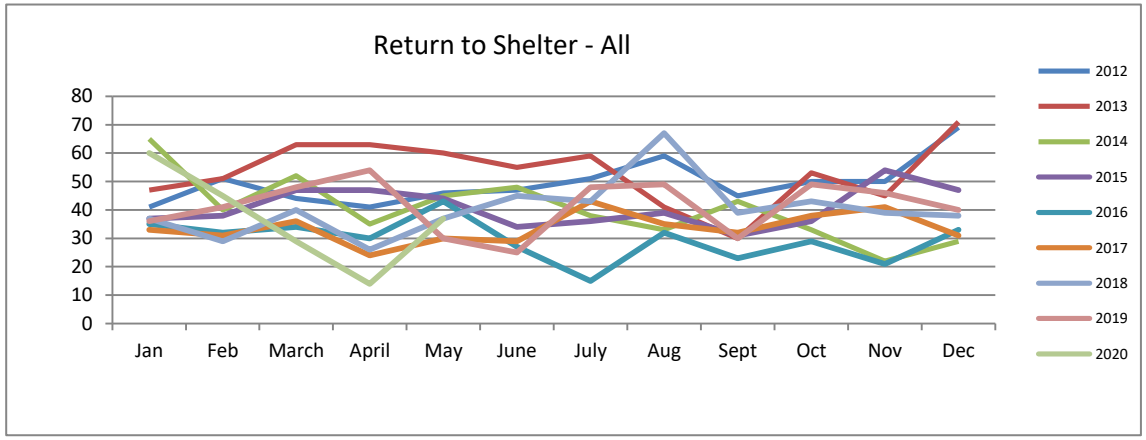

Return to Shelter - Canine

	2012	2013	2014	2015	2016	2017	2018	2019	2020
Jan	32	31	45	24	22	19	23	23	30
Feb	39	34	26	27	21	20	23	25	30
March	36	47	37	36	19	23	29	35	23
April	27	49	28	33	24	19	19	34	12
May	40	45	30	32	29	21	25	20	24
June	34	43	33	27	19	24	28	17	
July	34	49	28	27	9	30	32	34	
Aug	40	28	22	28	24	23	38	28	
Sept	36	23	34	23	19	21	29	21	
Oct	40	40	26	24	19	24	33	33	
Nov	37	37	16	40	13	26	21	29	
Dec	51	52	20	28	28	22	21	25	
Total	446	478	345	349	246	272	321	324	119
Daily Avg	1.2	1.3	0.94	0.95	0.67	0.74	0.87	0.88	

Return to Shelter - Feline

	2012	2013	2014	2015	2016	2017	2018	2019	2020
Jan	9	16	18	13	13	14	14	13	30
Feb	11	17	14	11	10	11	6	16	15
March	8	16	15	9	15	12	11	13	6
April	11	14	5	14	6	4	6	20	2
May	6	15	13	12	14	9	12	10	13
June	12	12	14	7	8	5	17	8	
July	17	10	10	9	6	12	11	14	
Aug	17	11	11	11	8	12	29	21	
Sept	8	7	9	8	4	9	10	8	
Oct	10	13	7	12	8	13	9	16	
Nov	13	7	6	14	6	14	17	14	
Dec	17	19	9	19	5	8	17	15	
Total	139	157	131	139	103	123	159	168	66
Daily Avg	0.38	0.43	0.35	0.38	0.28	0.33	0.43	0.46	

Return to Shelter -Other

	2012	2013	2014	2015	2016	2017	2018	2019	2020
Jan	0	0	2	0	0	0	0	0	0
Feb	1	0	0	0	1	0	0	0	0
March	0	0	0	2	0	1	0	0	0
April	3	0	2	0	0	1	1	0	0
May	0	0	2	0	0	0	0	0	0
June	1	0	1	0	0	0	0	0	
July	0	0	0	0	0	1	0	0	
Aug	2	2	0	0	0	0	0	0	
Sept	1	0	0	0	0	2	0	1	
Oct	0	0	0	0	2	1	1	0	
Nov	1	1	0	0	2	1	1	3	
Dec		0	0	0	0	1	0	0	
Total	9	3	7	2	5	8	3	4	0
Daily Avg									

Return Status

Animals brought back within 1 year of adoption are considered returned.

Anything past 1 year are considered Owner Surrender.

Meet Your Match

August 2012 - Implement full Feline-ality Program

September 2012 - Implement full Canine-ality Program

August 2018 - There are no unusual anomalies associated with spike in feline

March 30-May/4 - Shelter closed to Public COVID-19

Seized - All

	2012	2013	2014	2015	2016	2017	2018	2019	2020
Jan	7	18	20	8	2	155	11	26	22
Feb	9	13	84	25	4	5	34	12	6
March	5	15	13	14	8	2	11	23	15
April	14	11	2	21	9	10	37	9	27
May	6	7	10	14	21	5	6	32	8
June	12	5	19	139	12	52	9	13	
July	4	7	10	30	7	11	9	15	
Aug	14	16	11	29	17	13	4	17	
Sept	1	17	9	3	6	14	14	11	
Oct	9	16	14	9	3	35	11	15	
Nov	6	9	0	9	2	31	6	20	
Dec	2	9	13	11	22	58	13	13	
Total	89	143	205	312	113	391	165	206	78
Daily Avg	0.24	0.39	0.56	0.85	0.3	1.07	0.45	0.56	

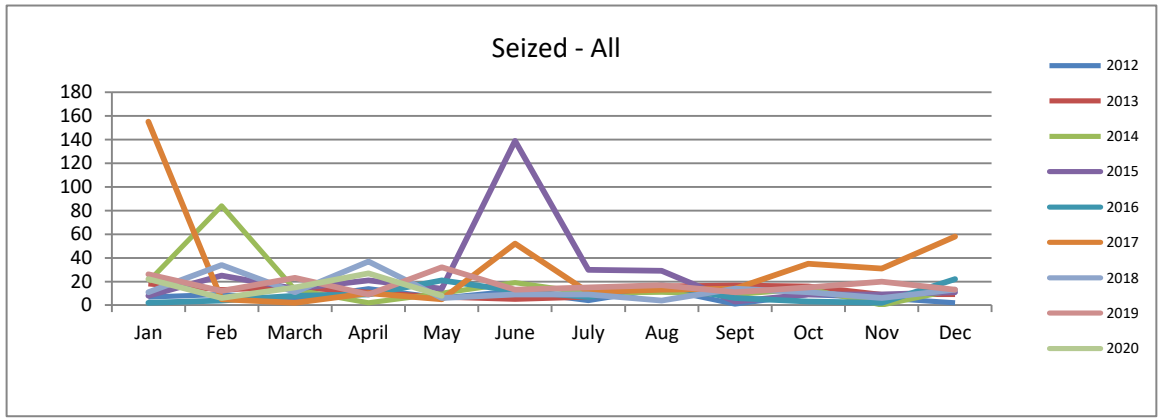

Seized - Canine

	2012	2013	2014	2015	2016	2017	2018	2019	2020
Jan	6	5	19	6	1	12	11	12	15
Feb	3	11	25	17	2	4	22	9	5
March	4	15	4	12	8	2	10	23	8
April	4	11	2	19	7	9	6	8	25
May	6	7	9	10	7	4	6	15	7
June	7	3	2	2	7	15	6	10	
July	2	5	5	13	6	9	9	10	
Aug	12	8	4	9	9	8	3	15	
Sept	1	15	8	2	6	11	12	10	
Oct	8	15	10	8	2	19	9	15	
Nov	5	8	0	5	2	31	2	17	
Dec	2	8	8	11	16	57	12	12	
Total	60	111	96	114	73	181	108	156	60
Daily Avg	0.16	0.3	0.26	0.31	0.2	0.49	0.29	0.42	

Seized - Feline

	2012	2013	2014	2015	2016	2017	2018	2019	2020
Jan	1	13	1	2	1	143	0	14	7
Feb	6	2	0	7	1	1	12	3	1
March	1	0	1	2	0	0	0	0	3
April	0	0	0	2	2	1	31	1	2
May	0	0	1	1	8	1	0	13	1
June	5	2	17	137	5	37	3	3	
July	2	1	5	14	1	2	0	5	
Aug	1	3	5	18	5	3	1	2	
Sept	0	2	1	1	0	3	1	1	
Oct	1	0	3	1	1	11	2	0	
Nov	1	1	0	4	0	0	4	1	
Dec	0	0	4	0	3	1	1	1	
Total	18	24	38	189	27	203	55	44	14
Daily Avg	0.04	0.06	0.1	0.51	0.07	0.55	0.15	0.12	

Seized - Other

	2012	2013	2014	2015	2016	2017	2018	2019	2020
Jan	0	0	0	0	0	0	0	0	0
Feb	0	0	59	1	1	0	0	0	0
March	0	0	8	0	0	0	1	0	4
April	10	0	0	0	0	0	0	0	0
May	0	0	0	3	6	0	0	4	0
June	0	0	0	0	0	0	0	0	
July	0	1	0	3	0	0	0	0	
Aug	0	5	2	2	3	2	0	0	
Sept	0	0	0	0	0	0	1	0	
Oct	0	1	1	0	0	5	0	0	
Nov	0	0	0	0	0	0	0	2	
Dec	0	1	1	0	3	0	0	0	
Total	10	8	71	9	13	7	2	6	4
Daily Avg	0.02	0.02	0.19	0.02	0.03	0.01	0	0.01	

Anomaly

February 2014 reflects a 70 animal seizure from one location.

June 2015 reflects AC Hoarding Case 137 cats/1 dog

January 2017 reflects AC Hoarding Case 142 cats/1dog

Stray - All

	2012	2013	2014	2015	2016	2017	2018	2019	2020
Jan	509	660	464	504	342	328	238	268	260
Feb	571	513	503	343	312	292	270	288	215
March	623	504	538	431	356	307	308	282	249
April	743	706	568	526	343	388	434	449	114
May	877	949	775	647	459	521	561	436	254
June	927	730	995	657	514	515	498	440	
July	792	748	790	560	483	431	367	461	
Aug	742	762	637	513	459	402	405	337	
Sept	730	651	719	486	453	382	392	353	
Oct	785	716	694	455	383	430	503	348	
Nov	627	602	491	364	320	280	300	328	
Dec	583	584	465	358	291	305	271	283	
Total	8509	8125	7639	5844	4715	4581	4547	4273	1092
Daily Avg	23.3	22.2	20.9	16	12.9	12.55	12.45	11.7	

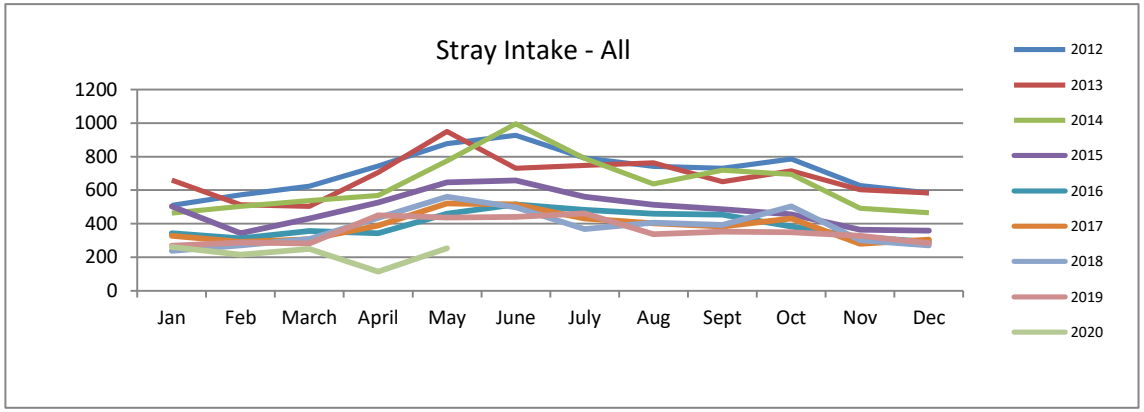

Stray - Canine

	2012	2013	2014	2015	2016	2017	2018	2019	2020
Jan	140	195	193	179	167	164	113	117	131
Feb	161	155	152	139	127	124	115	127	109
March	207	158	158	183	153	123	125	109	108
April	195	193	139	176	118	115	125	100	48
May	179	197	189	184	127	130	127	85	65
June	204	203	200	166	159	146	148	122	
July	212	167	218	165	150	170	122	116	
Aug	201	201	198	165	161	118	121	121	
Sept	184	181	188	186	150	118	104	105	
Oct	196	168	179	163	147	148	133	109	
Nov	179	160	165	154	126	121	137	120	
Dec	191	194	182	153	142	131	119	137	
Total	2249	2172	2161	2013	1727	1608	1489	1368	461
Daily Avg	6.1	5.9	5.9	5.5	4.7	4.4	4	3.7	

Stray - Feline

	2012	2013	2014	2015	2016	2017	2018	2019	2020
Jan	368	463	264	310	174	163	118	149	122
Feb	394	354	344	202	176	161	141	158	105
March	401	341	370	246	201	180	177	169	139
April	520	508	417	347	222	263	304	341	65
May	686	750	566	460	325	378	428	347	188
June	697	523	757	484	346	362	337	309	
July	574	579	565	388	332	256	230	339	
Aug	539	551	426	338	293	272	282	210	
Sept	535	463	528	296	298	260	266	245	
Oct	582	544	512	281	234	272	355	236	
Nov	442	438	321	204	192	156	159	207	
Dec	388	383	277	199	144	168	150	142	
Total	6126	5897	5347	3755	2937	2891	2947	2852	619
Daily Avg	16.7	16.1	14.6	10.2	8	7.9	8	7.8	

Stray - Other

	2012	2013	2014	2015	2016	2017	2018	2019	2020
Jan	1	2	7	15	1	1	7	2	7
Feb	16	4	7	2	9	7	14	3	1
March	15	5	10	2	2	4	6	4	2
April	28	5	12	3	3	10	5	8	1
May	12	2	20	3	7	13	6	4	1
June	26	4	38	7	9	7	13	9	
July	6	2	7	7	1	5	15	6	
Aug	2	10	13	10	5	12	2	6	
Sept	11	7	3	4	5	4	22	3	
Oct	7	4	3	11	2	10	15	3	
Nov	6	4	5	6	2	3	4	1	
Dec	4	7	6	6	5	6	2	4	
Total	134	56	131	76	51	82	111	53	12
Daily Avg	0.36	0.15	0.35	0.2	0.13	0.22	0.3	0.1	

S/N Efforts

Redinger S/N Clinic opened in **April 2012**.

October 2016 - Hurricane Matthew

September 2018 - spike in Other (10 rats public left at shelter)

March 30-May/4 - Shelter closed to Public COVID-19

May/5- - Modified open, appointment only due to COVID-19

Transfer In - All

	2012	2013	2014	2015	2016	2017	2018	2019	2020
Jan	4	7	18	1	68	0	1	1	0
Feb	11	2	13	0	0	0	4	2	0
March	13	3	13	13	0	0	0	11	1
April	0	1	52	0	12	0	0	1	0
May	0	3	9	3	0	0	0	0	0
June	1	3	15	20	7	0	0	0	
July	1	0	1	4	2	0	0	0	
Aug	11	2	3	0	0	0	0	0	
Sept	0	0	8	0	0	0	0	20	
Oct	0	17	2	0	0	2	0	13	
Nov	2	20	0	0	0	60	0	3	
Dec	2	0	1	1	0	0	0	0	
Total	45	58	135	42	89	62	5	51	1
Daily Avg	0.12	0.15	0.36	0.11	0.2	0.16	0.01	0.13	

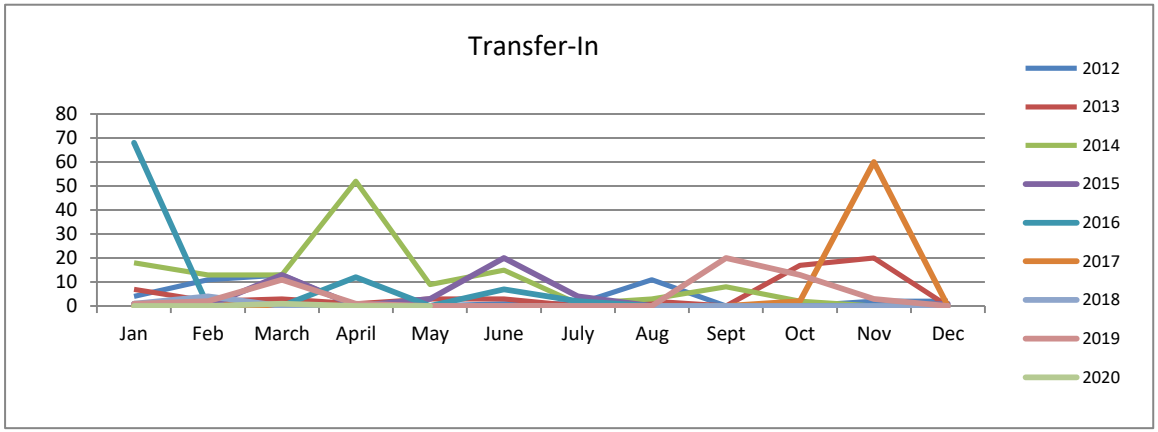

Transfer In - Canine

	2012	2013	2014	2015	2016	2017	2018	2019	2020
Jan	4	6	18	1	0	0	1	1	0
Feb	11	2	13	0	0	0	4	1	0
March	13	2	13	13	0	0	0	11	1
April	0	1	51	0	12	0	0	1	0
May	0	3	9	3	0	0	0	0	0
June	1	3	15	16	7	0	0	0	
July	1	0	1	4	2	0	0	0	
Aug	0	2	1	0	0	0	0	0	
Sept	0	0	6	0	0	0	0	20	
Oct	0	17	0	0	0	1	0	0	
Nov	2	20	0	0	0	60	0	2	
Dec	2	0	0	1	0	0	0	0	
Total	34	56	127	38	21	61	5	36	1
Daily Avg									

Transfer In - Feline

	2012	2013	2014	2015	2016	2017	2018	2019	2020
Jan	0	1	0	0	0	0	0	0	0
Feb	0	0	0	0	0	0	0	1	0
March	0	0	0	0	0	0	0	0	0
April	0	0	1	0	0	0	0	0	0
May	0	0	0	0	0	0	0	0	0
June	0	0	0	4	0	0	0	0	
July	0	0	0	0	0	0	0	0	
Aug	11	0	2	0	0	0	0	0	
Sept	0	0	2	0	0	0	0	0	
Oct	0	0	2	0	0	1	0	0	
Nov	0	0	0	0	0	0	0	1	
Dec	0	0	1	0	0	0	0	0	
Total	11	1	8	4	0	1	0	2	0
Daily Avg									

Transfer In - Other

	2012	2013	2014	2015	2016	2017	2018	2019	2020
Jan	0	0	0	0	68	0	0	0	0
Feb	0	0	0	0	0	0	0	0	0
March	0	1	0	0	0	0	0	0	0
April	0	0	0	0	0	0	0	0	0
May	0	0	0	0	0	0	0	0	0
June	0	0	0	0	0	0	0	0	
July	0	0	0	0	0	0	0	0	
Aug	0	0	0	0	0	0	0	0	
Sept	0	0	0	0	0	0	0	0	
Oct	0	0	0	0	0	0	0	13	
Nov	0	0	0	0	0	0	0	0	
Dec	0	0	0	0	0	0	0	0	
Total	0	1	0	0	68	0	0	13	0
Daily Avg									

Transfer In

October 2013 transfer involved 15 puppies from The Humane Society of Escambia County.

November 2013 transfer involved 17 puppies and small dogs from The Humane Society of Escambia County

Both are Alabama shelters that experience over population of small dogs and puppies.

January 2016 68 Rabbit Intake/Transfer NC Shelter

November 2017
Hurricane Maria - St Croix 60 dog transfer-in

August 2012
Plan Alive Adoptathon

HHS accepted 11 Feluk + cats from the ASPCA.
All adopted out.

Owner Request Euthanasia - All

	2012	2013	2014	2015	2016	2017	2018	2019	2020
Jan	52	76	86	95	60	45	51	64	31
Feb	74	72	59	59	52	57	40	54	29
March	80	61	65	62	68	39	61	43	15
April	61	78	63	67	49	30	38	60	9
May	58	75	69	66	47	39	58	46	39
June	60	72	88	58	47	33	58	69	
July	48	91	89	75	54	27	70	48	
Aug	57	93	124	73	48	23	67	44	
Sept	69	56	72	55	42	23	53	44	
Oct	55	91	67	60	48	38	50	96	
Nov	71	69	79	55	57	39	55	35	
Dec	65	71	65	70	44	48	53	45	
Total	750	905	926	795	616	441	654	648	123
Daily Avg	2	2.4	2.5	2.1	1.6	1.2	1.7	1.7	

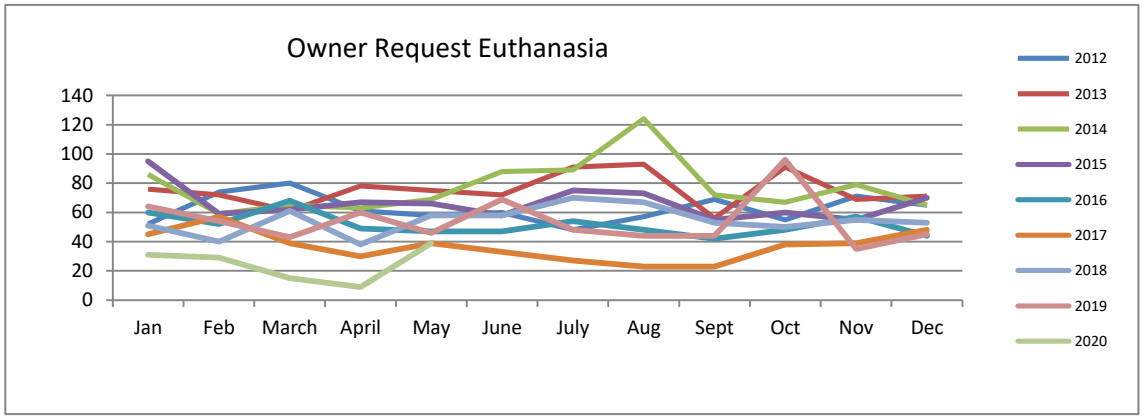

Owner Request Euthanasia - Canine

	2012	2013	2014	2015	2016	2017	2018	2019	2020
Jan	28	45	55	59	40	20	29	38	20
Feb	43	39	42	37	34	29	24	36	20
March	49	33	45	34	41	27	36	30	10
April	35	46	38	49	33	19	29	39	8
May	39	45	37	34	15	18	44	33	21
June	28	49	47	38	33	22	40	46	
July	30	56	58	50	36	18	47	38	
Aug	41	54	62	44	30	14	53	32	
Sept	43	34	40	34	29	14	38	33	
Oct	34	48	46	38	31	23	32	40	
Nov	49	31	53	38	35	23	33	25	
Dec	30	43	38	49	31	30	27	33	
Total	449	523	561	504	388	257	432	423	79
Daily Avg	1.2	1.4	1.5	1.3	1	0.7	1.1	1.1	

Owner Request Euthanasia - Feline

	2012	2013	2014	2015	2016	2017	2018	2019	2020
Jan	23	30	31	35	19	24	22	25	11
Feb	29	32	14	20	18	28	15	17	9
March	30	27	20	27	27	12	25	13	5
April	26	31	25	17	16	11	9	21	1
May	17	30	30	30	32	20	14	11	16
June	32	23	40	20	14	11	16	23	
July	18	34	29	25	18	8	23	9	
Aug	16	38	62	27	18	9	13	12	
Sept	25	20	30	21	13	9	14	11	
Oct	21	41	21	21	17	14	17	55	
Nov	22	35	26	17	22	16	22	9	
Dec	32	28	27	21	13	18	26	12	
Total	291	369	355	281	227	180	216	218	42
Daily Avg	0.79	1	0.97	0.76	0.62	0.49	0.59	0.59	

Owner Request Euthanasia - Other

	2012	2013	2014	2015	2016	2017	2018	2019	2020
Jan	1	1	0	1	1	1	0	1	0
Feb	2	1	3	2	0	0	1	1	0
March	1	1	0	1	0	0	0	0	0
April	0	1	0	1	0	0	0	0	0
May	2	0	2	2	0	1	0	2	2
June	0	0	1	0	0	0	2	0	
July	0	1	2	0	0	1	0	1	
Aug	0	1	0	2	0	0	1	0	
Sept	1	2	2	0	0	0	1	0	
Oct	0	2	0	1	0	1	1	1	
Nov	0	3	0	0	0	0	0	1	
Dec	3	0	0	0	0	0	0	0	
Total	10	13	10	10	1	4	6	7	2
Daily Avg									

September 2013
Memorial Garden
available to the public.

October 2019 - Feline Neglect Case owner surrender.
Jan-Feb 2020 Admission Room renovation
March 30-May/4 - Shelter closed to Public COVID-19
May/5- - Modified open, appointment only due to COVID-19

Born in Shelter - All

	2012	2013	2014	2015	2016	2017	2018	2019	2020
Jan	0	4	12	21	0	13	4	0	9
Feb	0	4	7	0	3	0	2	10	12
March	0	19	7	15	32	6	31	24	8
April	0	26	28	39	8	15	19	38	0
May	1	7	13	9	20	17	25	11	9
June	0	14	14	3	5	4	3	0	
July	12	5	2	4	0	11	3	20	
Aug	22	18	9	0	0	22	22	3	
Sept	23	0	7	30	8	0	4	15	
Oct	5	10	2	10	0	14	19	4	
Nov	2	6	7	0	9	0	5	10	
Dec	8	4	0	8	5	15	5	0	
Total	73	117	108	139	90	117	142	135	38
Daily Avg									

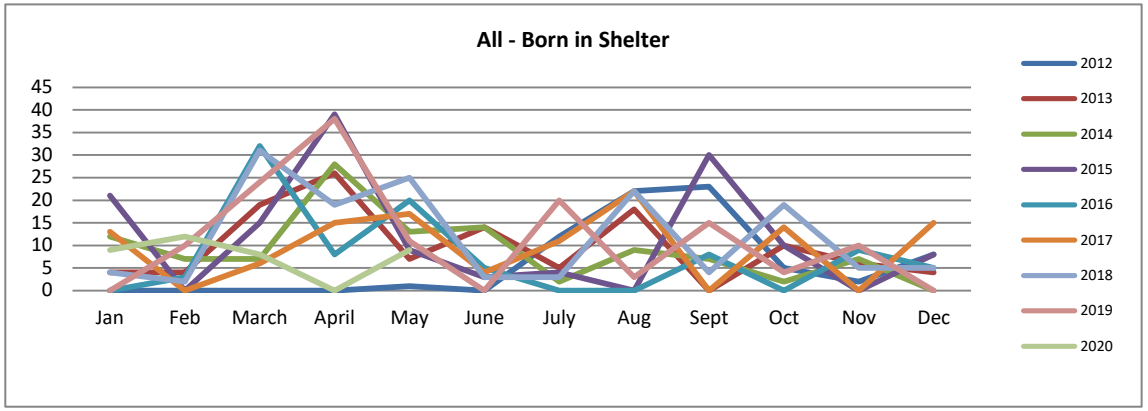

Born in Shelter- Canine

	2012	2013	2014	2015	2016	2017	2018	2019	2020
Jan				18	0	0	4	0	9
Feb				0	0	0	0	10	8
March				5	9	0	0	15	0
April				20	1	0	0	0	0
May				0	9	0	0	0	0
June				0	0	0	0	0	
July				0	0	5	0	0	
Aug				0	0	0	2	0	
Sept				24	0	0	0	0	
Oct				6	0	0	7	0	
Nov			1	0	7	0	0	0	
Dec			0	6	1	11	0	0	
Total	0	0	1	79	27	16	13	25	17
Daily Avg									

Born in Shelter - Feline

	2012	2013	2014	2015	2016	2017	2018	2019	2020
Jan				3	0	13	0	0	0
Feb				0	3	0	2	0	4
March				10	23	6	31	9	8
April				19	7	13	19	38	0
May				9	11	17	24	11	9
June				3	5	4	3	0	
July				4	0	6	3	20	
Aug				0	0	22	20	3	
Sept				6	8	0	4	15	
Oct				4	0	14	8	4	
Nov			6	0	2	0	5	5	
Dec			0	2	0	4	5	0	
Total	0	0	6	60	59	99	124	105	21
Daily Avg									

Born in Shelter - Other

	2012	2013	2014	2015	2016	2017	2018	2019	2020
Jan				0	0	0	0	0	0
Feb				0	0	0	0	0	0
March				0	0	0	0	0	0
April				0	0	2	0	0	0
May				0	0	0	1	0	0
June				0	0	0	0	0	
July				0	0	0	0	0	
Aug				0	0	0	0	0	
Sept				0	0	0	0	0	
Oct				0	0	0	4	0	
Nov			0	0	0	0	0	5	
Dec			0	0	4	0	0	0	
Total	0	0	0	0	4	2	5	5	0
Daily Avg									

Born in Shelter

This is not a separate category. All data collected for Born in Shelter is extrapolated from other categories contained in Shelter Intake data (i.e. Owner Surrender, Stray, etc.)

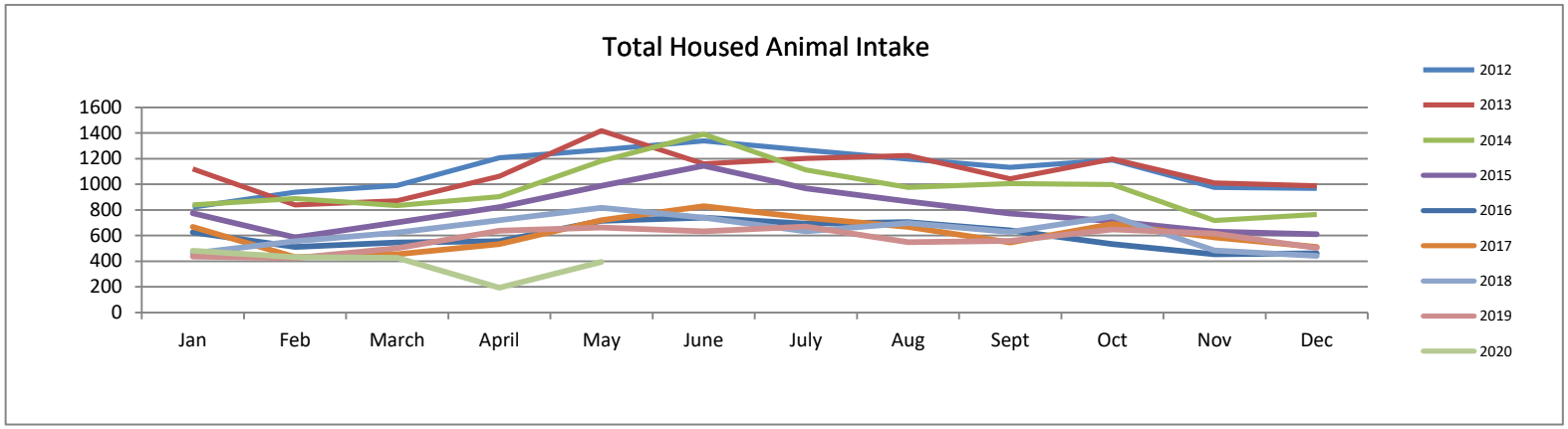
Total Housed Animal Intake
1600
1400
1200
1000
800
600
400
200
0
Jan
Feb
March
April
May
June
July
Aug
Sept
Oct
Nov
Dec
2012
2013
2014
2015
2016
2017
2018
2019
2020

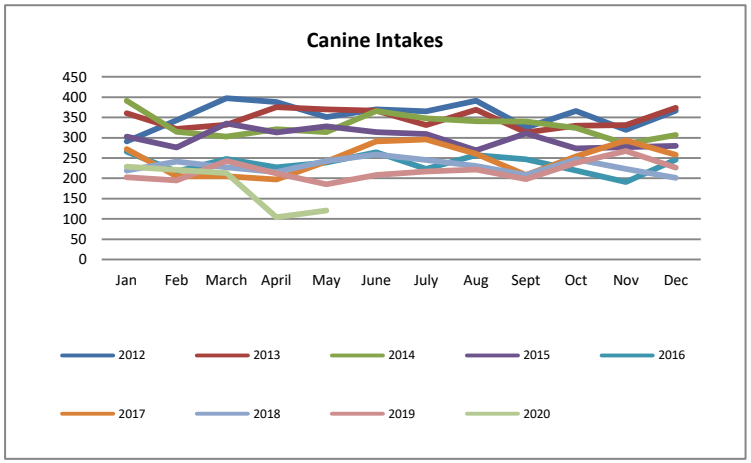
Canine Intakes
450
400
350
300
250
200
150
100
50
0
Jan
Feb
March
April
May
June
July
Aug
Sept
Oct
Nov
Dec
2012
2013
2014
2015
2016
2017
2018
2019
2020

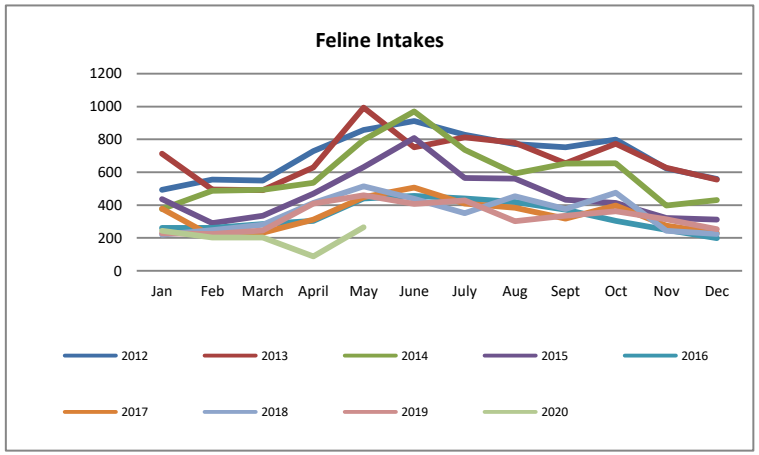
Feline Intakes
1200
1000
800
600
400
200
0
Jan
Feb
March
April
May
June
July
Aug
Sept
Oct
Nov
Dec
2012
2013
2014
2015
2016
2017
2018
2019
2020

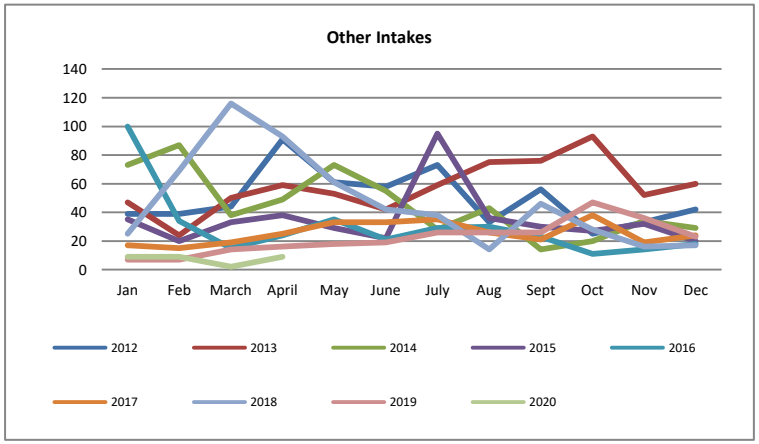
Other Intakes
140
120
100
80
60
40
20
0
Jan
Feb
March
April
May
June
July
Aug
Sept
Oct
Nov
Dec
2012
2013
2014
2015
2016
2017
2018
2019
2020

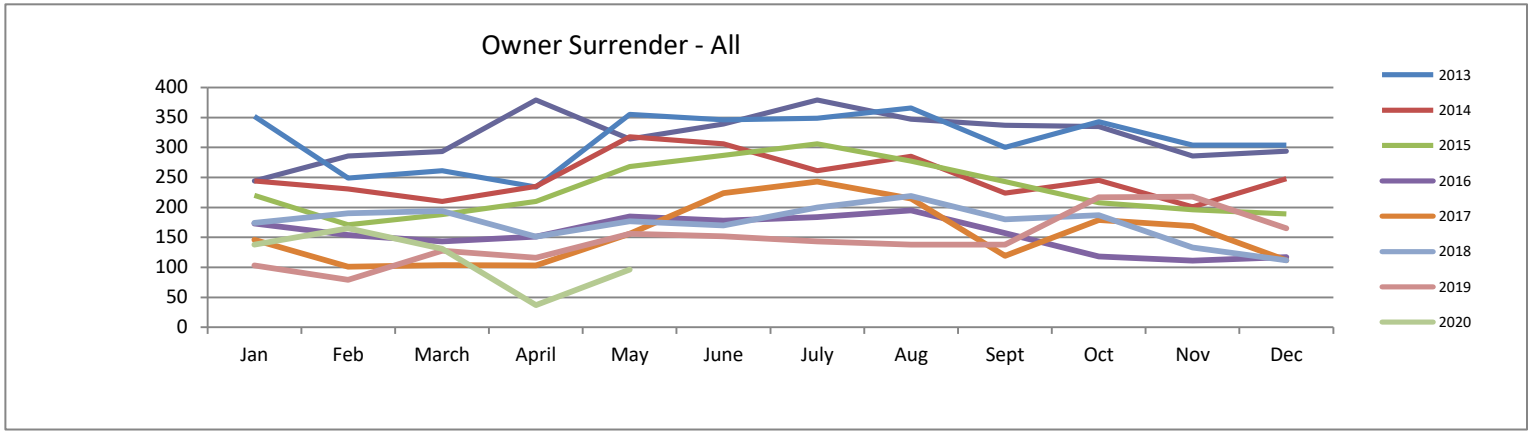
Owner Surrender - All
400
350
300
250
200
150
100
50
0
Jan
Feb
March
April
May
June
July
Aug
Sept
Oct
Nov
Dec
2013
2014
2015
2016
2017
2018
2019
2020

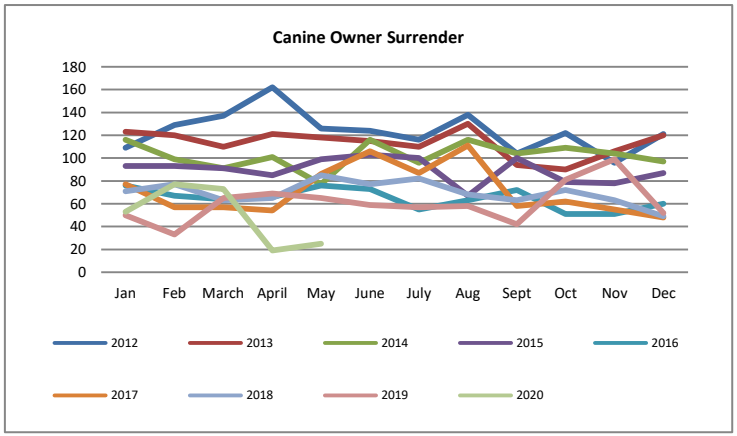
Canine Owner Surrender
180
160
140
120
100
80
60
40
20
0
Jan
Feb
March
April
May
June
July
Aug
Sept
Oct
Nov
Dec
2012
2013
2014
2015
2016
2017
2018
2019
2020

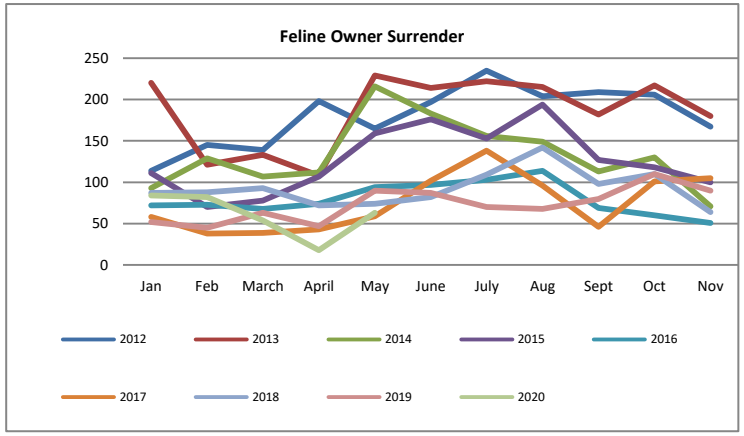
Feline Owner Surrender
250
200
150
100
50
0
Jan
Feb
March
April
May
June
July
Aug
Sept
Oct
Nov
2012
2013
2014
2015
2016
2017
2018
2019
2020

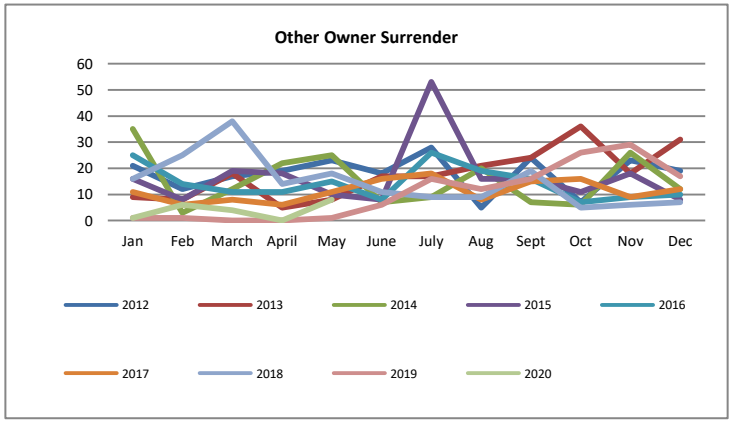
Other Owner Surrender
60
50
40
30
20
10
0
Jan
Feb
March
April
May
June
July
Aug
Sept
Oct
Nov
Dec
2012
2013
2014
2015
2016
2017
2018
2019
2020

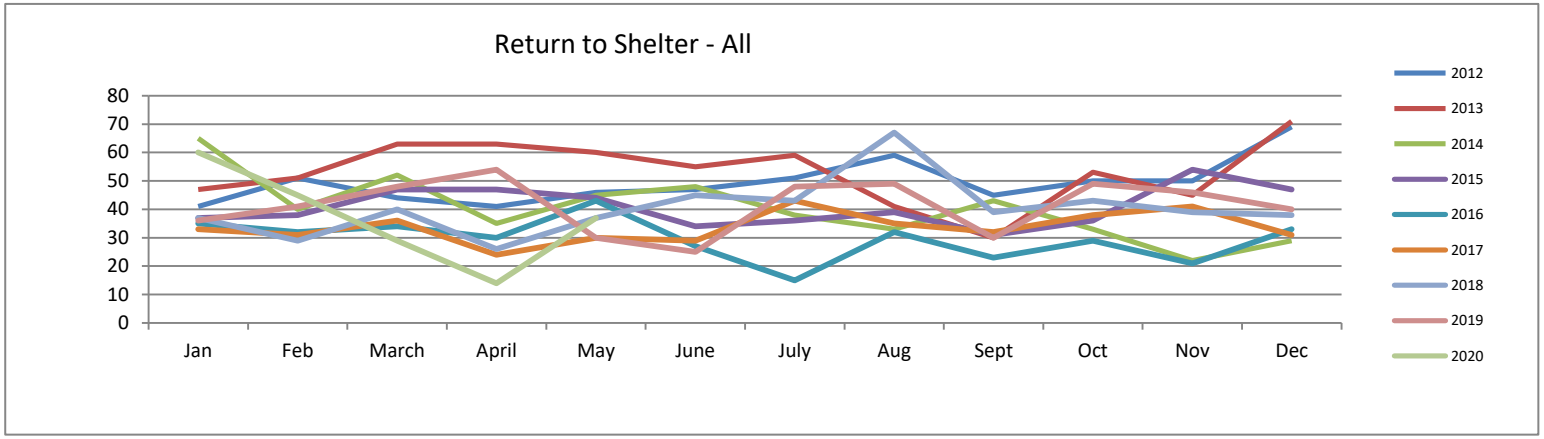
Return to Shelter - All
80
70
60
50
40
30
20
10
0
Jan
Feb
March
April
May
June
July
Aug
Sept
Oct
Nov
Dec
2012
2013
2014
2015
2016
2017
2018
2019
2020

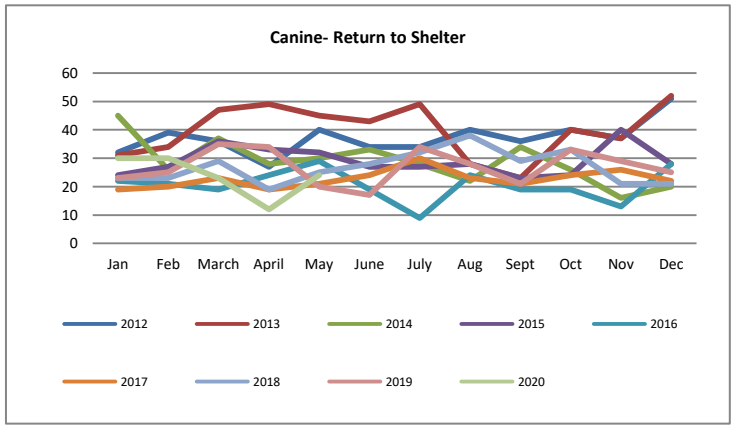
Canine- Return to Shelter
60
50
40
30
20
10
0
Jan
Feb
March
April
May
June
July
Aug
Sept
Oct
Nov
Dec
2012
2013
2014
2015
2016
2017
2018
2019
2020

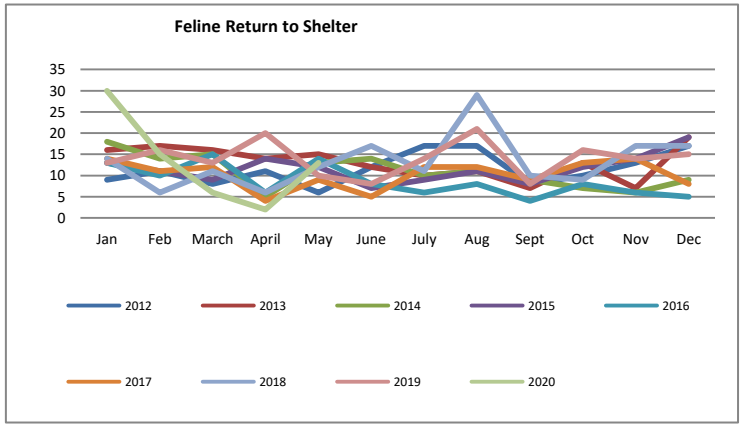
Feline Return to Shelter
35
30
25
20
15
10
5
0
Jan
Feb
March
April
May
June
July
Aug
Sept
Oct
Nov
Dec
2012
2013
2014
2015
2016
2017
2018
2019
2020

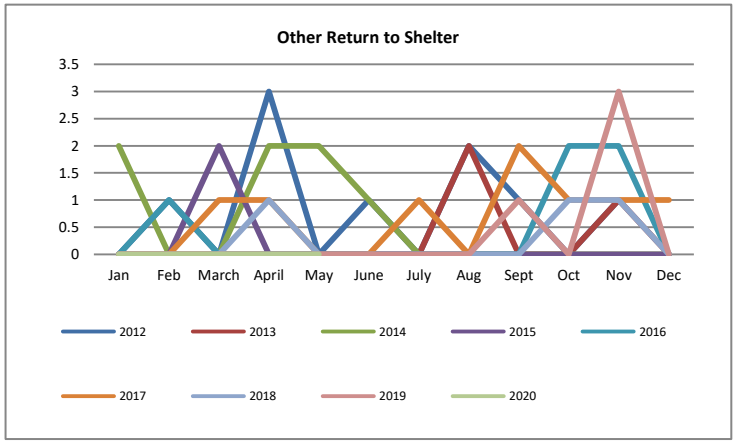
Other Return to Shelter
3.5
3
2.5
2
1.5
1
0.5
0
Jan
Feb
March
April
May
June
July
Aug
Sept
Oct
Nov
Dec
2012
2013
2014
2015
2016
2017
2018
2019
2020

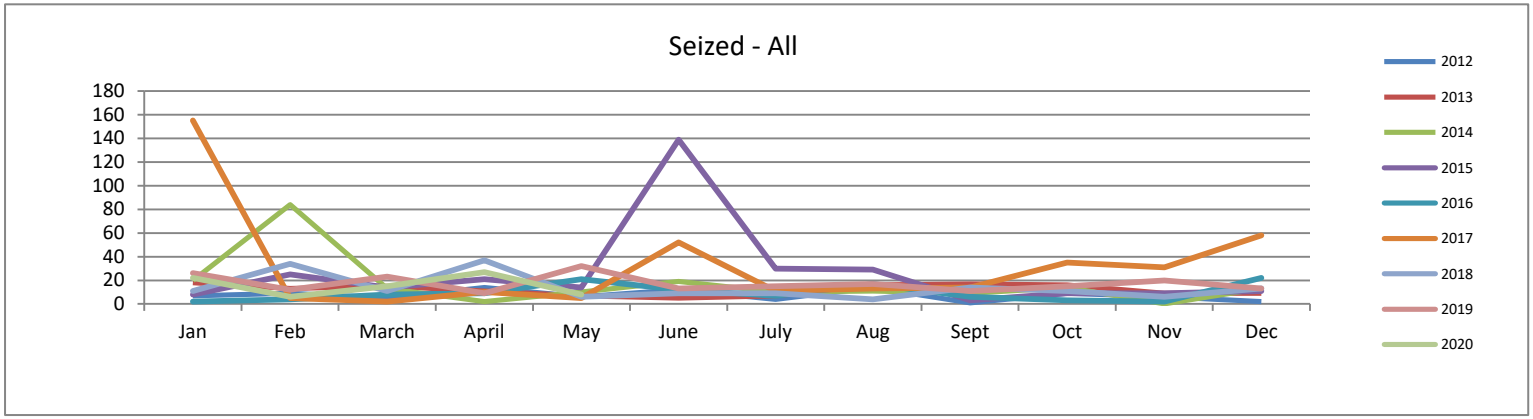
Seized - All
180
160
140
120
100
80
60
40
20
0
Jan
Feb
March
April
May
June
July
Aug
Sept
Oct
Nov
Dec
2012
2013
2014
2015
2016
2017
2018
2019
2020

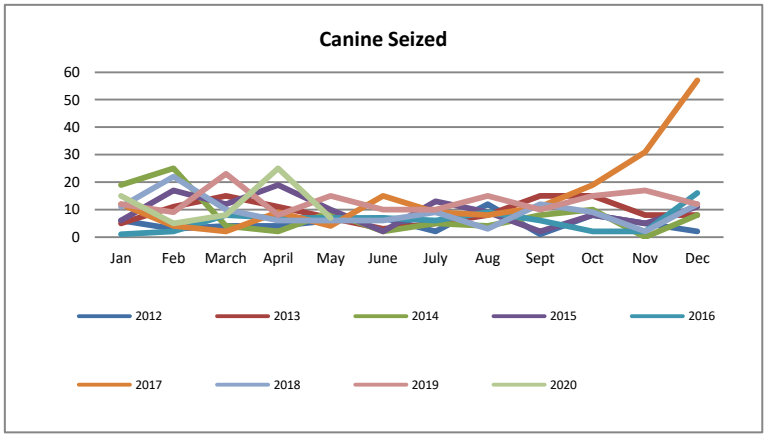
Canine Seized
60
50
40
30
20
10
0
Jan
Feb
March
April
May
June
July
Aug
Sept
Oct
Nov
Dec
2012
2013
2014
2015
2016
2017
2018
2019
2020

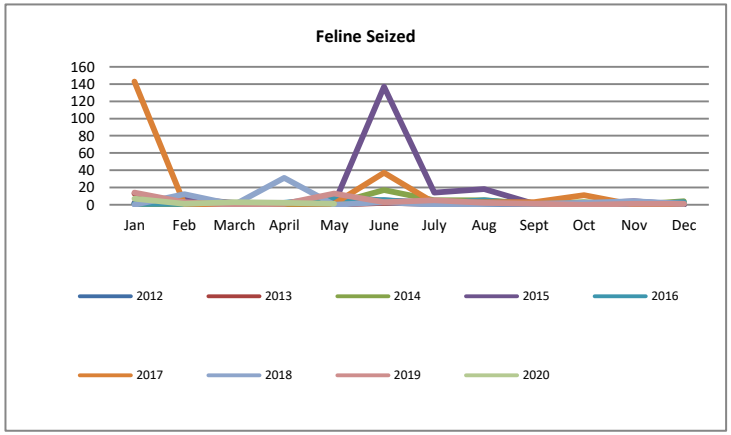
Feline Seized
160
140
120
100
80
60
40
20
0
Jan
Feb
March
April
May
June
July
Aug
Sept
Oct
Nov
Dec
2012
2013
2014
2015
2016
2017
2018
2019
2020

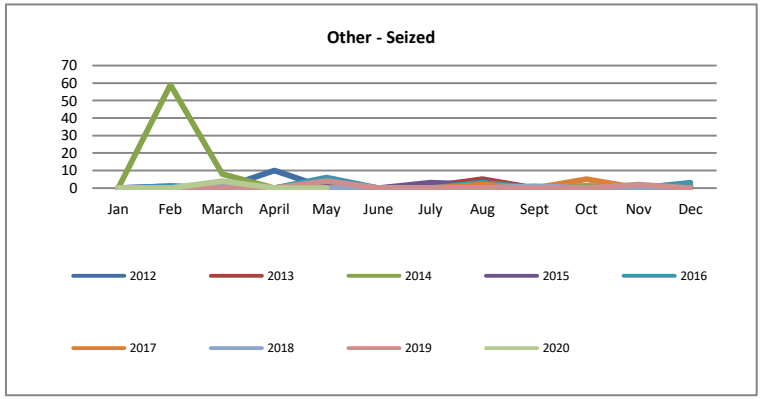
Other - Seized
70
60
50
40
30
20
10
0
Jan
Feb
March
April
May
June
July
Aug
Sept
Oct
Nov
Dec
2012
2013
2014
2015
2016
2017
2018
2019
2020

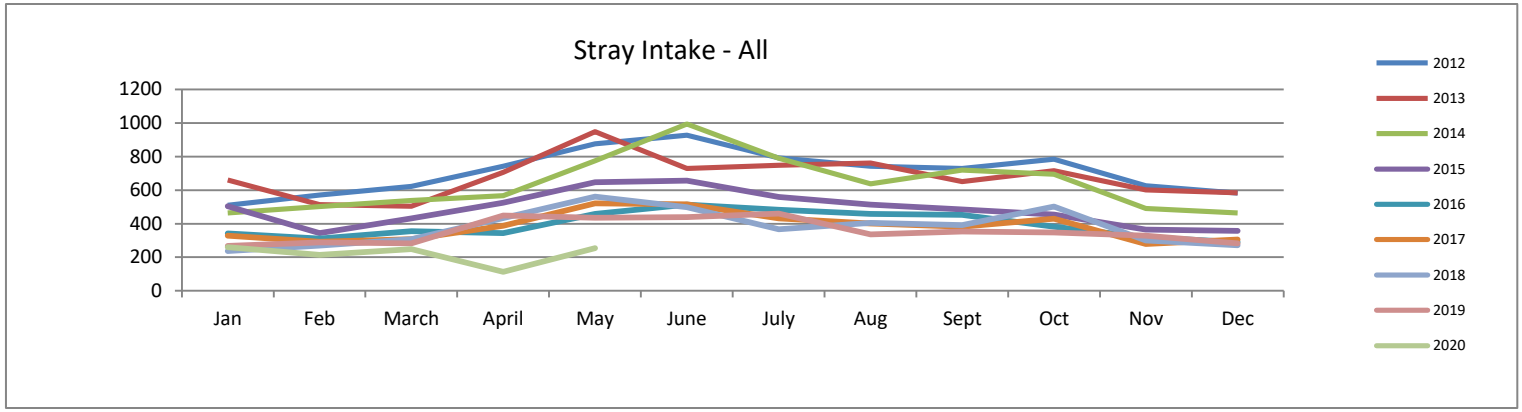
Stray Intake - All
1200
1000
800
600
400
200
0
Jan
Feb
March
April
May
June
July
Aug
Sept
Oct
Nov
Dec
2012
2013
2014
2015
2016
2017
2018
2019
2020

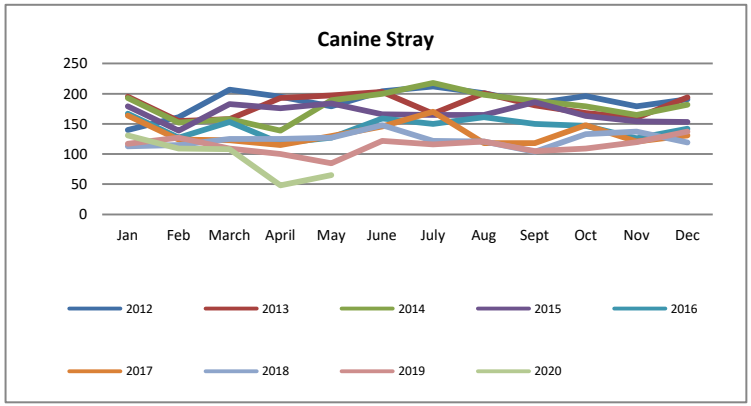
Canine Stray
250
200
150
100
50
0
Jan
Feb
March
April
May
June
July
Aug
Sept
Oct
Nov
Dec
2012
2013
2014
2015
2016
2017
2018
2019
2020

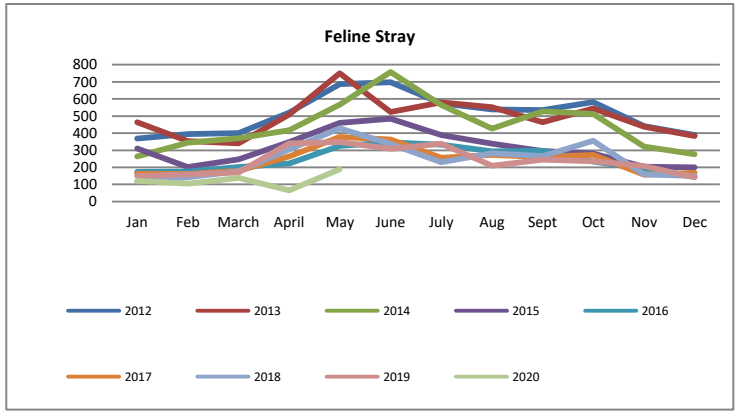
Feline Stray
800
700
600
500
400
300
200
100
0
Jan
Feb
March
April
May
June
July
Aug
Sept
Oct
Nov
Dec
2012
2013
2014
2015
2016
2017
2018
2019
2020

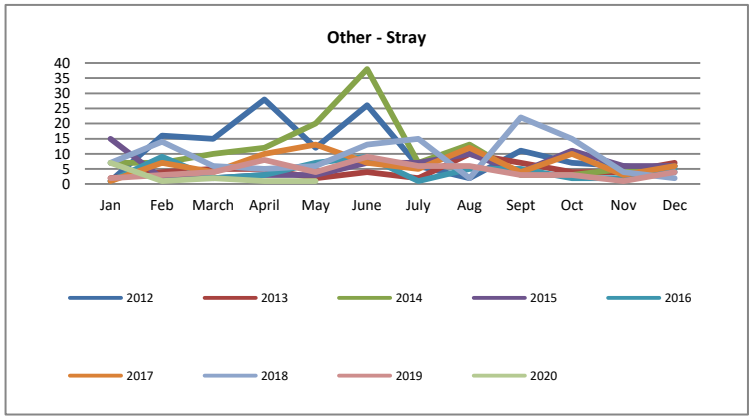
Other - Stray
40
35
30
25
20
15
10
5
0
Jan
Feb
March
April
May
June
July
Aug
Sept
Oct
Nov
Dec
2012
2013
2014
2015
2016
2017
2018
2019
2020

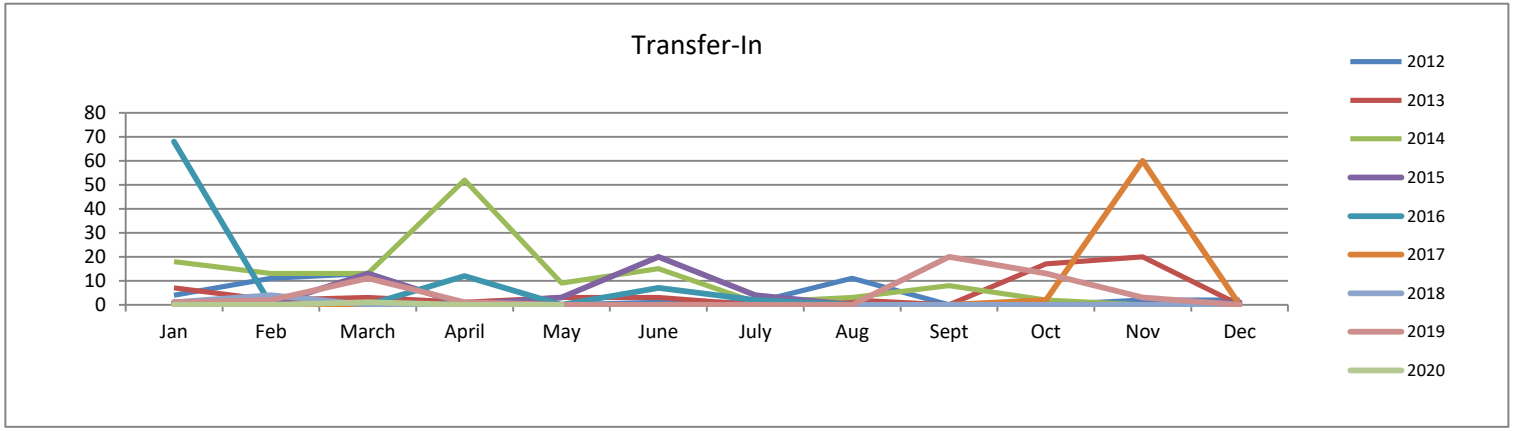
Transfer-In
80
70
60
50
40
30
20
10
0
Jan
Feb
March
April
May
June
July
Aug
Sept
Oct
Nov
Dec
2012
2013
2014
2015
2016
2017
2018
2019
2020

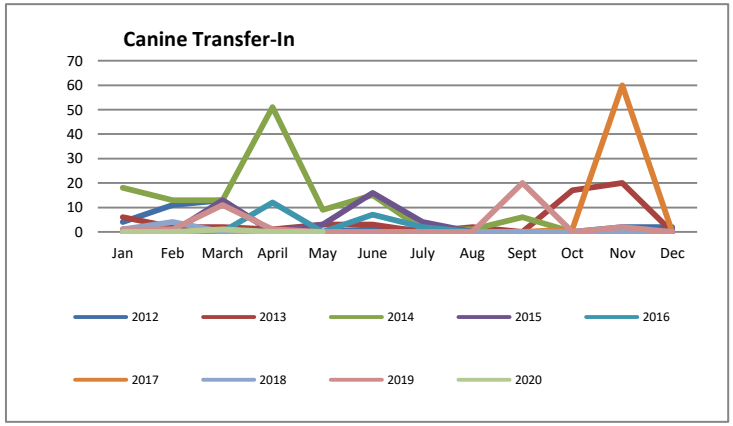
Canine Transfer-In
70
60
50
40
30
20
10
0
Jan
Feb
March
April
May
June
July
Aug
Sept
Oct
Nov
Dec
2012
2013
2014
2015
2016
2017
2018
2019
2020

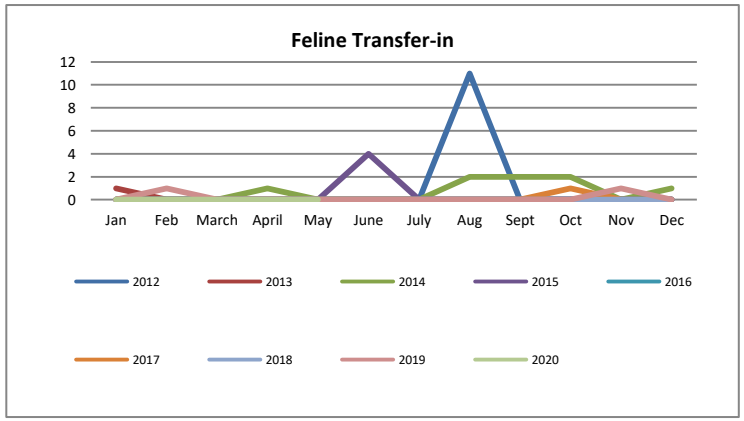
Feline Transfer-in
12
10
8
6
4
2
0
Jan
Feb
March
April
May
June
July
Aug
Sept
Oct
Nov
Dec
2012
2013
2014
2015
2016
2017
2018
2019
2020

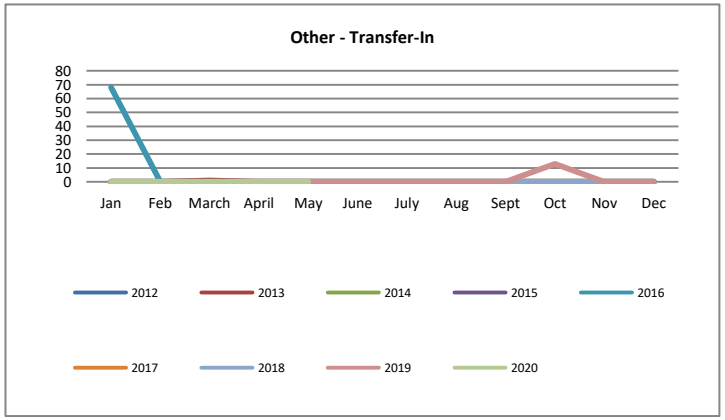
Other - Transfer-In
80
70
60
50
40
30
20
10
0
Jan
Feb
March
April
May
June
July
Aug
Sept
Oct
Nov
Dec
2012
2013
2014
2015
2016
2017
2018
2019
2020

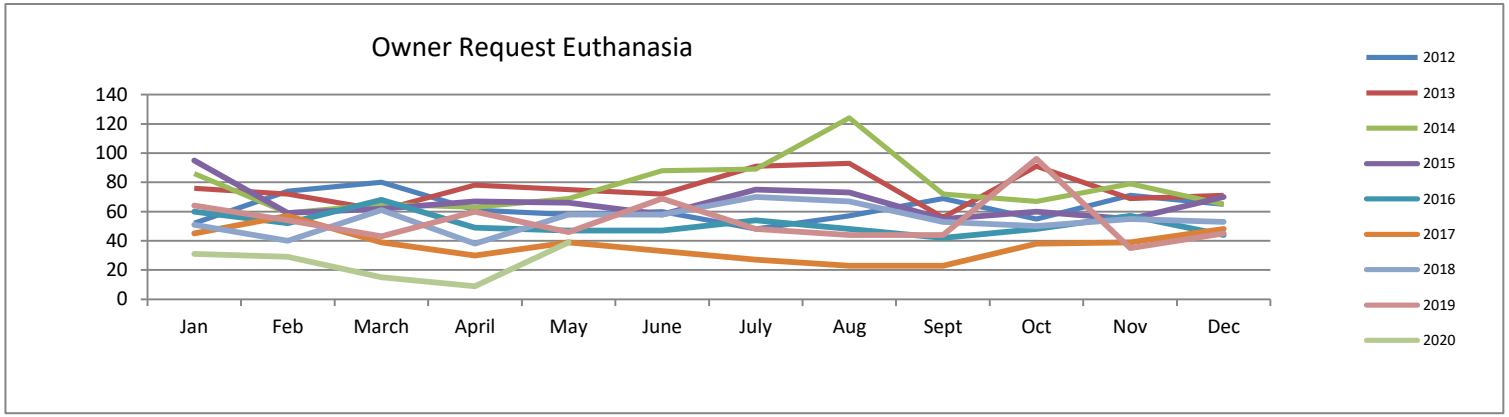
Owner Request Euthanasia
140
120
100
80
60
40
20
0
Jan
Feb
March
April
May
June
July
Aug
Sept
Oct
Nov
Dec
2012
2013
2014
2015
2016
2017
2018
2019
2020

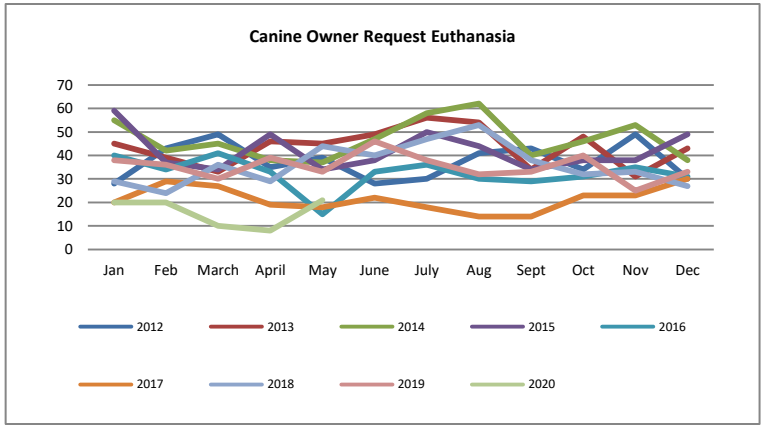
Canine Owner Request Euthanasia
70
60
50
40
30
20
10
0
Jan
Feb
March
April
May
June
July
Aug
Sept
Oct
Nov
Dec
2012
2013
2014
2015
2016
2017
2018
2019
2020

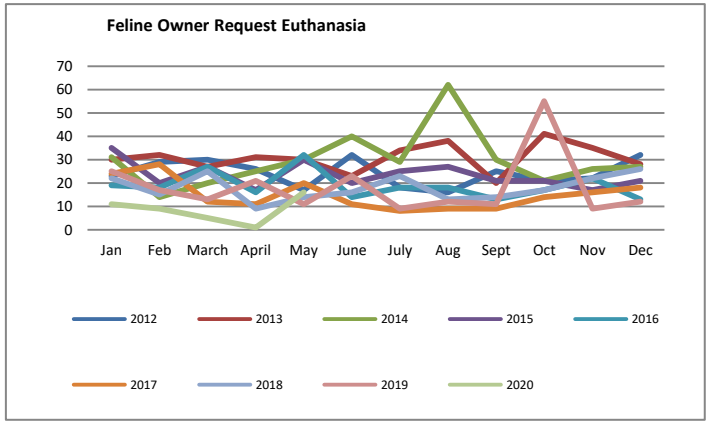
Feline Owner Request Euthanasia
70
60
50
40
30
20
10
0
Jan
Feb
March
April
May
June
July
Aug
Sept
Oct
Nov
Dec
2012
2013
2014
2015
2016
2017
2018
2019
2020

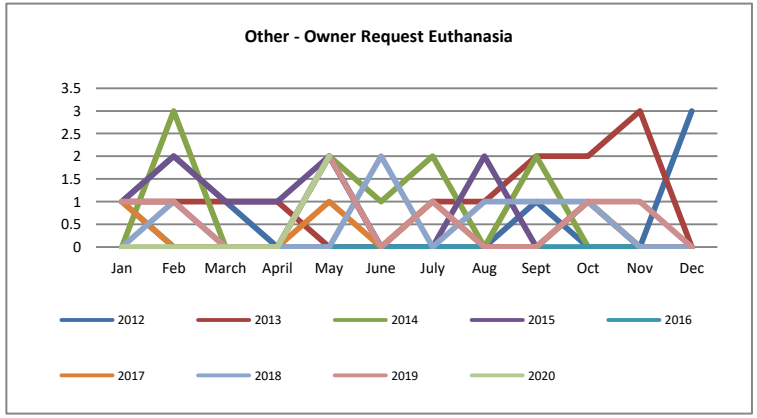
Other - Owner Request Euthanasia
3.5
3
2.5
2
1.5
1
0.5
0
Jan
Feb
March
April
May
June
July
Aug
Sept
Oct
Nov
Dec
2012
2013
2014
2015
2016
2017
2018
2019
2020

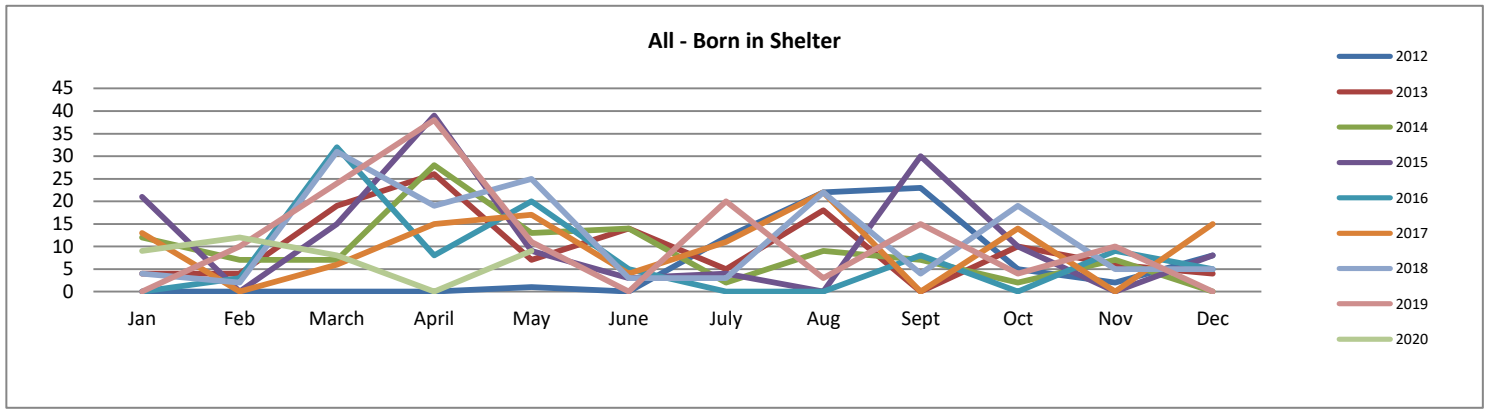
All - Born in Shelter
45
40
35
30
25
20
15
10
5
0
Jan
Feb
March
April
May
June
July
Aug
Sept
Oct
Nov
Dec
2012
2013
2014
2015
2016
2017
2018
2019
2020

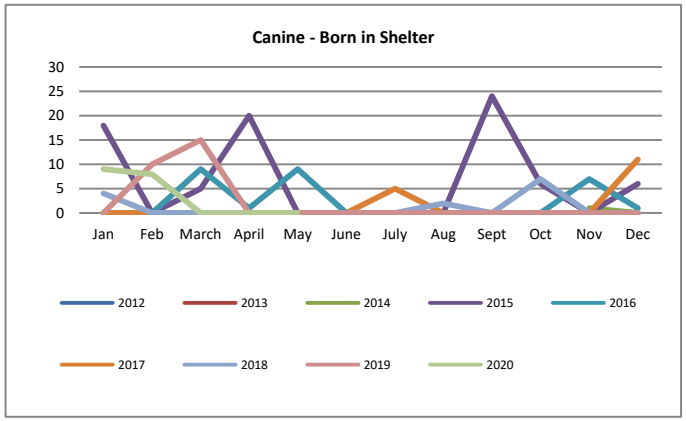
Canine - Born in Shelter
30
25
20
15
10
5
0
Jan
Feb
March
April
May
June
July
Aug
Sept
Oct
Nov
Dec
2012
2013
2014
2015
2016
2017
2018
2019
2020

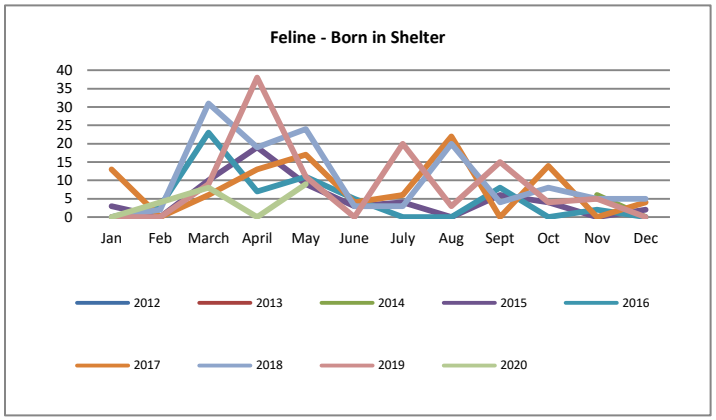
Feline - Born in Shelter
40
35
30
25
20
15
10
5
0
Jan
Feb
March
April
May
June
July
Aug
Sept
Oct
Nov
Dec
2012
2013
2014
2015
2016
2017
2018
2019
2020

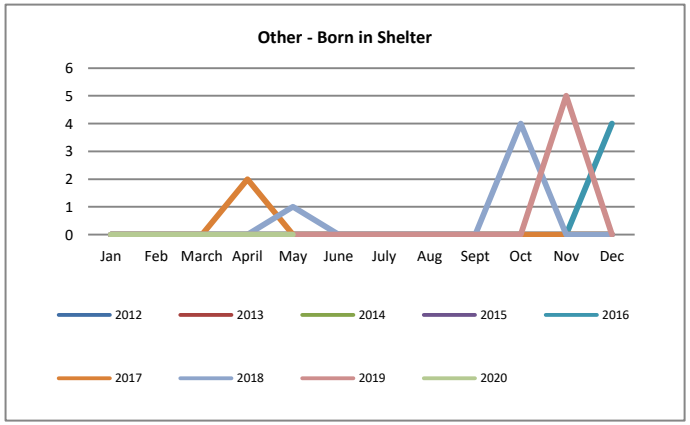
Other - Born in Shelter
6
5
4
3
2
1
0
Jan
Feb
March
April
May
June
July
Aug
Sept
Oct
Nov
Dec
2012
2013
2014
2015
2016
2017
2018
2019
2020