# Halifax Humane Society (HHS) Animal Metrics

**Intake Data Analysis**

The following information contains a progress report for HHS intake animal metrics. Each year data collected is analyzed to identify trends and progress made in efforts to responsibly reduce animal intake and ultimately improve care for animals within Volusia County.

In a 9 year period of time, subsidized or free **sterilization surgeries** have **increased by 117%** since 2011, prior to the opening of the HHS Redinger Spay/Neuter Clinic in 2012. This is the single most important contribution to the overall improvement in intake numbers throughout the community.

Compiled data indicates great strides in the reduction of HHS largest animal intake population: cats. Our goal is to find a home for every healthy, adoptable animal in the Greater Daytona region without closing doors, without leaving animals in need to fend for themselves.

**HHS Animal Intake** is showing a **decrease** of **-26%** in 2020 from the prior year. Further analysis reflects a yearend total decrease of **-44% in stray cat** intakes and **overall stray intakes are decreased by -35%**. Other comparatives show in 2020 a total of **-62% decrease of intake compared to year 2012**.

The following pages contain a detailed breakdown of intake categories. Reporting is completed on a monthly basis and may vary slightly from end of year totals as corrections are made.




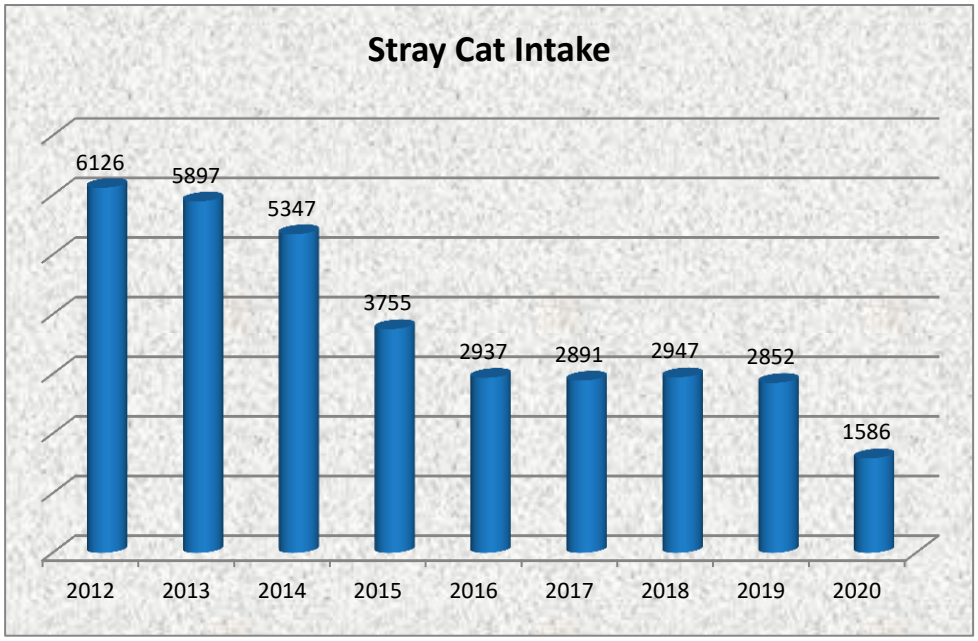

Halifax Humane Society All Animal Intake Comparatives (excluding Clinic & PTSOR)

**Animal Intakes - All (excluding PTSOR & Clinic)**

| | 2012 | 2013 | 2014 | 2015 | 2016 | 2017 | 2018 | 2019 | 2020 | 2021 |
|---|---|---|---|---|---|---|---|---|---|---|
| Jan | 822 | 1120 | 840 | 774 | 626 | 667 | 463 | 438 | 482 | 384 |
| Feb | 938 | 840 | 889 | 586 | 511 | 431 | 557 | 425 | 435 | 416 |
| March | 990 | 872 | 834 | 703 | 547 | 455 | 624 | 502 | 434 | 470 |
| April | 1208 | 1064 | 905 | 821 | 555 | 533 | 721 | 637 | 194 | 579 |
| May | 1269 | 1417 | 1183 | 989 | 715 | 721 | 818 | 663 | 396 | 512 |
| June | 1339 | 1160 | 1392 | 1144 | 741 | 830 | 740 | 634 | 387 | 518 |
| July | 1266 | 1202 | 1112 | 968 | 693 | 739 | 633 | 671 | 391 | |
| Aug | 1196 | 1224 | 977 | 866 | 706 | 669 | 698 | 549 | 460 | |
| Sept | 1133 | 1043 | 1007 | 773 | 641 | 547 | 629 | 558 | 440 | |
| Oct | 1190 | 1197 | 998 | 713 | 533 | 690 | 751 | 647 | 512 | |
| Nov | 975 | 1010 | 717 | 631 | 454 | 587 | 483 | 616 | 455 | |
| Dec | 968 | 989 | 766 | 612 | 463 | 511 | 442 | 503 | 471 | |
| Total | 13294 | 13138 | 11620 | 9580 | 7185 | 7380 | 7559 | 6843 | 5057 | 2879 |
| Daily Avg | 36.4 | 35.9 | 31.8 | 26.2 | 19.6 | 20.2 | 20.7 | 18.7 | 13.8 | |

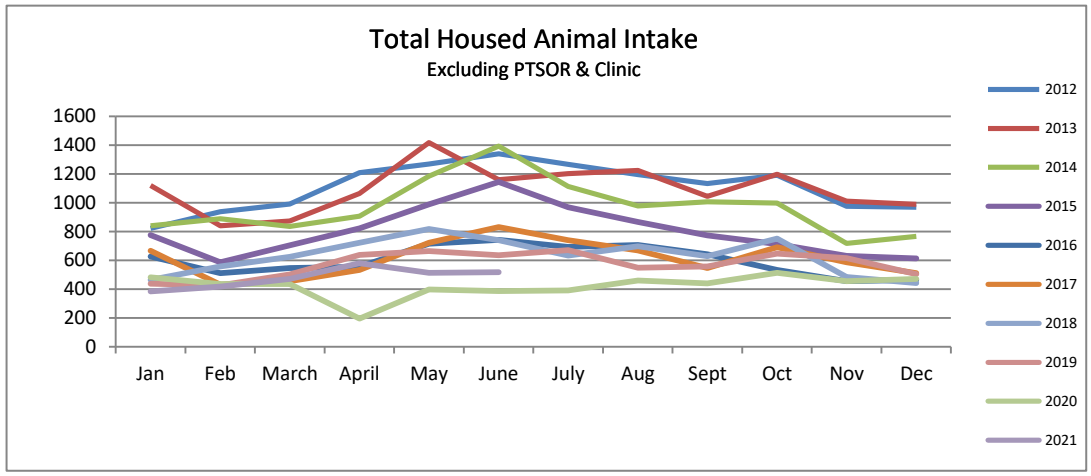


**Intakes - Canine (excluding PTSOR & Clinic)**

| | 2012 | 2013 | 2014 | 2015 | 2016 | 2017 | 2018 | 2019 | 2020 | 2021 |
|---|---|---|---|---|---|---|---|---|---|---|
| Jan | 291 | 360 | 391 | 303 | 266 | 272 | 219 | 203 | 230 | 197 |
| Feb | 343 | 322 | 315 | 276 | 217 | 205 | 241 | 195 | 222 | 223 |
| March | 397 | 332 | 303 | 335 | 248 | 205 | 227 | 243 | 215 | 237 |
| April | 388 | 375 | 321 | 313 | 227 | 197 | 215 | 212 | 105 | 239 |
| May | 351 | 370 | 314 | 328 | 239 | 241 | 243 | 185 | 121 | 173 |
| June | 370 | 367 | 366 | 314 | 264 | 291 | 259 | 208 | 150 | 212 |
| July | 365 | 331 | 348 | 309 | 223 | 296 | 245 | 217 | 190 | |
| Aug | 391 | 369 | 341 | 269 | 257 | 260 | 230 | 222 | 177 | |
| Sept | 325 | 313 | 340 | 311 | 247 | 208 | 208 | 198 | 182 | |
| Oct | 366 | 330 | 324 | 274 | 219 | 254 | 247 | 238 | 186 | |
| Nov | 319 | 331 | 285 | 277 | 191 | 293 | 223 | 267 | 194 | |
| Dec | 367 | 374 | 307 | 280 | 246 | 258 | 201 | 226 | 231 | |
| Total | 4273 | 4174 | 3955 | 3589 | 2844 | 2980 | 2758 | 2614 | 2203 | 1281 |
| Daily Avg | 11.7 | 11.4 | 10.8 | 9.8 | 7.7 | 8.1 | 7.5 | 7.1 | 6.03 | |

**Intakes - Feline (excluding PTSOR & Clinic)**

| | 2012 | 2013 | 2014 | 2015 | 2016 | 2017 | 2018 | 2019 | 2020 | 2021 |
|---|---|---|---|---|---|---|---|---|---|---|
| Jan | 492 | 713 | 376 | 436 | 260 | 378 | 219 | 228 | 243 | 164 |
| Feb | 556 | 494 | 487 | 290 | 260 | 211 | 247 | 223 | 204 | 164 |
| March | 549 | 490 | 493 | 335 | 284 | 231 | 281 | 245 | 207 | 200 |
| April | 729 | 630 | 535 | 470 | 304 | 311 | 413 | 409 | 87 | 312 |
| May | 857 | 994 | 796 | 632 | 441 | 447 | 514 | 460 | 266 | 311 |
| June | 911 | 751 | 971 | 808 | 456 | 506 | 439 | 407 | 228 | 278 |
| July | 828 | 812 | 736 | 564 | 441 | 408 | 350 | 428 | 180 | |
| Aug | 772 | 780 | 593 | 561 | 419 | 383 | 454 | 301 | 254 | |
| Sept | 752 | 654 | 653 | 432 | 371 | 318 | 375 | 334 | 243 | |
| Oct | 799 | 774 | 654 | 412 | 303 | 398 | 476 | 362 | 310 | |
| Nov | 623 | 627 | 398 | 322 | 249 | 275 | 244 | 313 | 235 | |
| Dec | 559 | 555 | 430 | 312 | 199 | 229 | 224 | 254 | 182 | |
| Total | 8427 | 8274 | 7122 | 5574 | 3987 | 4095 | 4236 | 3964 | 2639 | 1429 |
| Daily Avg | 23 | 22.6 | 19.5 | 15.2 | 10.9 | 11.2 | 11.6 | 10.8 | 7.23 | |

**Intakes - Other (excluding PTSOR & Clinic)**

| | 2012 | 2013 | 2014 | 2015 | 2016 | 2017 | 2018 | 2019 | 2020 | 2021 |
|---|---|---|---|---|---|---|---|---|---|---|
| Jan | 39 | 47 | 73 | 35 | 100 | 17 | 25 | 7 | 9 | 23 |
| Feb | 39 | 24 | 87 | 20 | 34 | 15 | 69 | 7 | 9 | 29 |
| March | 44 | 50 | 38 | 33 | 15 | 19 | 116 | 14 | 12 | 33 |
| April | 91 | 59 | 49 | 38 | 24 | 25 | 93 | 16 | 2 | 28 |
| May | 61 | 53 | 73 | 29 | 35 | 33 | 61 | 18 | 9 | 28 |
| June | 58 | 42 | 55 | 22 | 21 | 33 | 42 | 19 | 9 | 28 |
| July | 73 | 59 | 28 | 95 | 29 | 35 | 38 | 26 | 21 | |
| Aug | 33 | 75 | 43 | 36 | 30 | 26 | 14 | 26 | 29 | |
| Sept | 56 | 76 | 14 | 30 | 23 | 21 | 46 | 26 | 15 | |
| Oct | 25 | 93 | 20 | 27 | 11 | 38 | 28 | 47 | 16 | |
| Nov | 33 | 52 | 34 | 32 | 14 | 19 | 16 | 36 | 26 | |
| Dec | 42 | 60 | 29 | 20 | 18 | 24 | 17 | 23 | 58 | |
| Total | 594 | 690 | 543 | 417 | 354 | 305 | 565 | 265 | 215 | 169 |
| Daily Avg | 1.6 | 1.8 | 1.4 | 1.1 | 0.9 | 0.9 | 1.5 | 0.7 | 0.5 | |

**Top Dog Intake Breed List**

**2012**
- Pit Bull Terrier = 1099
- Labrador Retriever = 531
- Chihuahua = 352
- Shepherd = 215

**2016**
- Pit Bull Terrier = 1050
- Retriever = 367
- Chihuahua = 309
- Terrier - 263
- Hound = 175
- Shepherd = 167

**Anomaly**

**January 2016 - Mid April 2016 -** Large Dog Adoption Kennel Renovation.
**January 2016 -** 68 Rabbit Intake/Transfer - NC Shelter
**October 2016** - Hurricane Matthew
**January 2017 -** 143 Animals from AC Hoarding Case.
**October 2017** - Hurricane Irma
**November 2017** - Hurricane Maria - St Croix 60 dog transfer-in
**March 2018 -** AC wildlife intake 71 raccoons-disease
**October 2018 - April 2019 -** Shelter/Adoption Kennel Renovation.
**September 2019** - Hurricane Dorian
**March 30, 2020-May/4, 2020** - Shelter closed to Public COVID-19
**May/5, 2020- April 2021** - Modified open, appointment only

**Owner Surrender - All**

| | 2012 | 2013 | 2014 | 2015 | 2016 | 2017 | 2018 | 2019 | 2020 | 2021 |
|---|---|---|---|---|---|---|---|---|---|---|
| Jan | 244 | 352 | 244 | 220 | 173 | 146 | 174 | 103 | 138 | 149 |
| Feb | 286 | 249 | 231 | 171 | 154 | 101 | 190 | 79 | 165 | 144 |
| March | 293 | 261 | 210 | 188 | 143 | 104 | 194 | 128 | 131 | 181 |
| April | 379 | 234 | 235 | 210 | 151 | 103 | 151 | 116 | 37 | 153 |
| May | 314 | 355 | 318 | 268 | 185 | 156 | 177 | 156 | 96 | 117 |
| June | 339 | 346 | 306 | 287 | 178 | 224 | 170 | 152 | 125 | 141 |
| July | 379 | 349 | 261 | 306 | 184 | 243 | 200 | 143 | 165 | |
| Aug | 347 | 366 | 285 | 277 | 195 | 215 | 219 | 138 | 126 | |
| Sept | 337 | 300 | 224 | 243 | 157 | 119 | 180 | 138 | 144 | |
| Oct | 335 | 343 | 245 | 208 | 118 | 179 | 187 | 217 | 181 | |
| Nov | 286 | 304 | 201 | 196 | 111 | 169 | 133 | 218 | 138 | |
| Dec | 294 | 304 | 248 | 189 | 117 | 112 | 112 | 165 | 164 | |
| Total | 3833 | 3763 | 3008 | 2763 | 1866 | 1871 | 2087 | 1753 | 1610 | 885 |
| Daily Avg | 10.5 | 10.3 | 8.2 | 7.5 | 5.1 | 5.1 | 5.7 | 4.8 | 4.4 | |

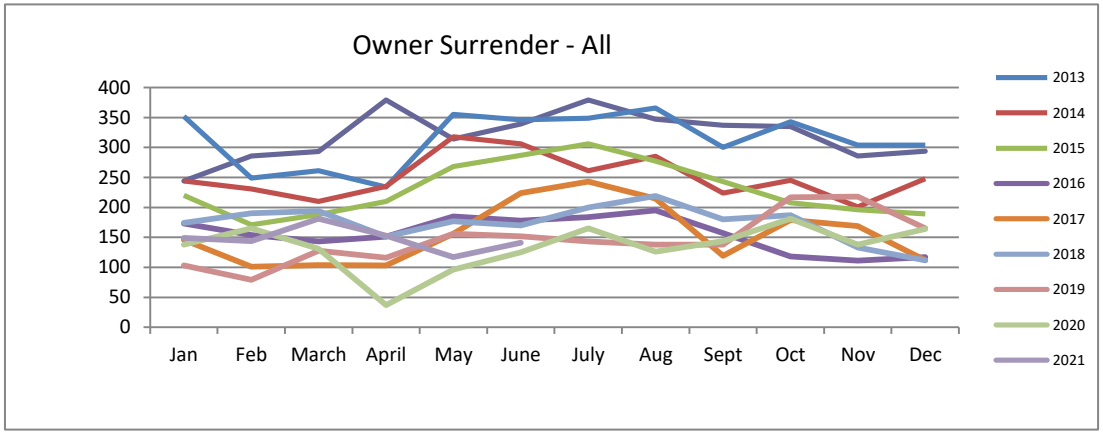


**Owner Surrender-Canine**

| | 2012 | 2013 | 2014 | 2015 | 2016 | 2017 | 2018 | 2019 | 2020 | 2021 |
|---|---|---|---|---|---|---|---|---|---|---|
| Jan | 109 | 123 | 116 | 93 | 76 | 77 | 71 | 50 | 53 | 63 |
| Feb | 129 | 120 | 99 | 93 | 67 | 57 | 77 | 33 | 77 | 62 |
| March | 137 | 110 | 91 | 91 | 64 | 57 | 63 | 65 | 73 | 68 |
| April | 162 | 121 | 101 | 85 | 66 | 54 | 65 | 69 | 19 | 57 |
| May | 126 | 118 | 77 | 99 | 76 | 86 | 85 | 65 | 25 | 55 |
| June | 124 | 115 | 116 | 103 | 73 | 106 | 77 | 59 | 38 | 65 |
| July | 116 | 110 | 96 | 100 | 55 | 87 | 82 | 57 | 63 | |
| Aug | 138 | 130 | 116 | 67 | 63 | 111 | 68 | 58 | 46 | |
| Sept | 104 | 94 | 104 | 100 | 72 | 58 | 63 | 42 | 50 | |
| Oct | 122 | 90 | 109 | 79 | 51 | 62 | 72 | 81 | 51 | |
| Nov | 96 | 106 | 104 | 78 | 51 | 55 | 63 | 99 | 61 | |
| Dec | 121 | 120 | 97 | 87 | 60 | 48 | 49 | 52 | 54 | |
| Total | 1484 | 1357 | 1226 | 1075 | 774 | 858 | 835 | 730 | 610 | 370 |
| Daily Avg | 4 | 3.7 | 3.3 | 2.9 | 2.1 | 2.3 | 2.2 | 2 | 1.6 | |

**Owner Surrender-Feline**

| | 2012 | 2013 | 2014 | 2015 | 2016 | 2017 | 2018 | 2019 | 2020 | 2021 |
|---|---|---|---|---|---|---|---|---|---|---|
| Jan | 114 | 220 | 93 | 111 | 72 | 58 | 87 | 52 | 84 | 70 |
| Feb | 145 | 121 | 129 | 70 | 73 | 38 | 88 | 45 | 82 | 62 |
| March | 139 | 133 | 107 | 78 | 68 | 39 | 93 | 63 | 54 | 97 |
| April | 198 | 108 | 112 | 107 | 74 | 43 | 72 | 47 | 18 | 91 |
| May | 165 | 229 | 216 | 159 | 94 | 59 | 74 | 90 | 63 | 46 |
| June | 197 | 214 | 183 | 176 | 97 | 102 | 82 | 87 | 83 | 62 |
| July | 235 | 222 | 156 | 153 | 103 | 138 | 109 | 70 | 86 | |
| Aug | 204 | 215 | 149 | 194 | 114 | 96 | 142 | 68 | 63 | |
| Sept | 209 | 182 | 113 | 127 | 69 | 46 | 98 | 80 | 84 | |
| Oct | 206 | 217 | 130 | 118 | 60 | 101 | 110 | 110 | 121 | |
| Nov | 167 | 180 | 71 | 100 | 51 | 105 | 64 | 90 | 67 | |
| Dec | 154 | 153 | 139 | 94 | 47 | 52 | 56 | 96 | 60 | |
| Total | 2133 | 2194 | 1598 | 1487 | 922 | 877 | 1075 | 898 | 865 | 428 |
| Daily Avg | 5.8 | 6 | 4.3 | 4 | 2.5 | 2.4 | 2.9 | 2.4 | 2.3 | |

**Owner Surrender-Other**

| | 2012 | 2013 | 2014 | 2015 | 2016 | 2017 | 2018 | 2019 | 2020 | 2021 |
|---|---|---|---|---|---|---|---|---|---|---|
| Jan | 21 | 9 | 35 | 16 | 25 | 11 | 16 | 1 | 1 | 16 |
| Feb | 12 | 8 | 3 | 8 | 14 | 6 | 25 | 1 | 6 | 20 |
| March | 17 | 18 | 12 | 19 | 11 | 8 | 38 | 0 | 4 | 16 |
| April | 19 | 5 | 22 | 18 | 11 | 6 | 14 | 0 | 0 | 5 |
| May | 23 | 8 | 25 | 10 | 15 | 11 | 18 | 1 | 8 | 16 |
| June | 18 | 17 | 7 | 8 | 8 | 16 | 11 | 6 | 4 | 14 |
| July | 28 | 17 | 9 | 53 | 26 | 18 | 9 | 16 | 16 | |
| Aug | 5 | 21 | 20 | 16 | 19 | 8 | 9 | 12 | 17 | |
| Sept | 24 | 24 | 7 | 16 | 16 | 15 | 19 | 16 | 10 | |
| Oct | 7 | 36 | 6 | 11 | 7 | 16 | 5 | 26 | 9 | |
| Nov | 23 | 18 | 26 | 18 | 9 | 9 | 6 | 29 | 10 | |
| Dec | 19 | 31 | 12 | 8 | 10 | 12 | 7 | 17 | 50 | |
| Total | 216 | 212 | 184 | 201 | 171 | 136 | 177 | 125 | 135 | 87 |
| Daily Avg | 0.59 | 0.58 | 0.5 | 0.55 | 0.46 | 0.37 | 0.48 | 0.34 | 0.36 | |

**Anomaly**

**October 2016 -** Hurricane Matthew-owner surrenders suspended 4 days

**September 2017 -** Hurricane Irma-owner surrenders suspended 3 days

**March 30, 2020-May 4, 2020** - Shelter closed to Public COVID-19

**May 5, 2020- April 2021** - Modified open, appointment only due to COVID-19

**Return to Shelter - All**

| | 2012 | 2013 | 2014 | 2015 | 2016 | 2017 | 2018 | 2019 | 2020 | 2021 |
|---|---|---|---|---|---|---|---|---|---|---|
| Jan | 41 | 47 | 65 | 37 | 35 | 33 | 37 | 36 | 60 | 50 |
| Feb | 51 | 51 | 40 | 38 | 32 | 31 | 29 | 41 | 45 | 40 |
| March | 44 | 63 | 52 | 47 | 34 | 36 | 40 | 48 | 29 | 41 |
| April | 41 | 63 | 35 | 47 | 30 | 24 | 26 | 54 | 14 | 60 |
| May | 46 | 60 | 45 | 44 | 43 | 30 | 37 | 30 | 37 | 46 |
| June | 47 | 55 | 48 | 34 | 27 | 29 | 45 | 25 | 24 | 49 |
| July | 51 | 59 | 38 | 36 | 15 | 43 | 43 | 48 | 16 | |
| Aug | 59 | 41 | 33 | 39 | 32 | 35 | 67 | 49 | 24 | |
| Sept | 45 | 30 | 43 | 31 | 23 | 32 | 39 | 30 | 31 | |
| Oct | 50 | 53 | 33 | 36 | 29 | 38 | 43 | 49 | 27 | |
| Nov | 50 | 45 | 22 | 54 | 21 | 41 | 39 | 46 | 51 | |
| Dec | 69 | 71 | 29 | 47 | 33 | 31 | 38 | 40 | 47 | |
| Total | 594 | 638 | 483 | 490 | 354 | 403 | 483 | 496 | 405 | 286 |
| Daily Avg | 1.6 | 1.7 | 1.3 | 1.3 | 0.9 | 1.1 | 1.3 | 1.3 | 1.1 | |

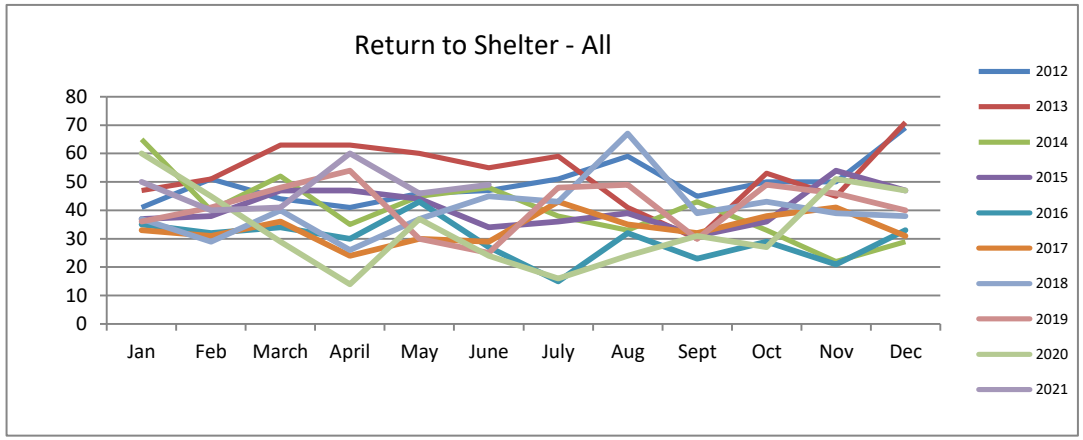


**Return to Shelter - Canine**

| | 2012 | 2013 | 2014 | 2015 | 2016 | 2017 | 2018 | 2019 | 2020 | 2021 |
|---|---|---|---|---|---|---|---|---|---|---|
| Jan | 32 | 31 | 45 | 24 | 22 | 19 | 23 | 23 | 30 | 31 |
| Feb | 39 | 34 | 26 | 27 | 21 | 20 | 23 | 25 | 30 | 27 |
| March | 36 | 47 | 37 | 36 | 19 | 23 | 29 | 35 | 23 | 30 |
| April | 27 | 49 | 28 | 33 | 24 | 19 | 19 | 34 | 12 | 40 |
| May | 40 | 45 | 30 | 32 | 29 | 21 | 25 | 20 | 24 | 32 |
| June | 34 | 43 | 33 | 27 | 19 | 24 | 28 | 17 | 19 | 33 |
| July | 34 | 49 | 28 | 27 | 9 | 30 | 32 | 34 | 8 | |
| Aug | 40 | 28 | 22 | 28 | 24 | 23 | 38 | 28 | 16 | |
| Sept | 36 | 23 | 34 | 23 | 19 | 21 | 29 | 21 | 22 | |
| Oct | 40 | 40 | 26 | 24 | 19 | 24 | 33 | 33 | 16 | |
| Nov | 37 | 37 | 16 | 40 | 13 | 26 | 21 | 29 | 30 | |
| Dec | 51 | 52 | 20 | 28 | 28 | 22 | 21 | 25 | 35 | |
| Total | 446 | 478 | 345 | 349 | 246 | 272 | 321 | 324 | 265 | 193 |
| Daily Avg | 1.2 | 1.3 | 0.94 | 0.95 | 0.67 | 0.74 | 0.87 | 0.88 | 0.72 | |

**Return to Shelter - Feline**

| | 2012 | 2013 | 2014 | 2015 | 2016 | 2017 | 2018 | 2019 | 2020 | 2021 |
|---|---|---|---|---|---|---|---|---|---|---|
| Jan | 9 | 16 | 18 | 13 | 13 | 14 | 14 | 13 | 30 | 18 |
| Feb | 11 | 17 | 14 | 11 | 10 | 11 | 6 | 16 | 15 | 13 |
| March | 8 | 16 | 15 | 9 | 15 | 12 | 11 | 13 | 6 | 10 |
| April | 11 | 14 | 5 | 14 | 6 | 4 | 6 | 20 | 2 | 19 |
| May | 6 | 15 | 13 | 12 | 14 | 9 | 12 | 10 | 13 | 13 |
| June | 12 | 12 | 14 | 7 | 8 | 5 | 17 | 8 | 5 | 15 |
| July | 17 | 10 | 10 | 9 | 6 | 12 | 11 | 14 | 8 | |
| Aug | 17 | 11 | 11 | 11 | 8 | 12 | 29 | 21 | 6 | |
| Sept | 8 | 7 | 9 | 8 | 4 | 9 | 10 | 8 | 8 | |
| Oct | 10 | 13 | 7 | 12 | 8 | 13 | 9 | 16 | 9 | |
| Nov | 13 | 7 | 6 | 14 | 6 | 14 | 17 | 14 | 21 | |
| Dec | 17 | 19 | 9 | 19 | 5 | 8 | 17 | 15 | 12 | |
| Total | 139 | 157 | 131 | 139 | 103 | 123 | 159 | 168 | 135 | 88 |
| Daily Avg | 0.38 | 0.43 | 0.35 | 0.38 | 0.28 | 0.33 | 0.43 | 0.46 | 0.36 | |

**Return to Shelter -Other**

| | 2012 | 2013 | 2014 | 2015 | 2016 | 2017 | 2018 | 2019 | 2020 | 2021 |
|---|---|---|---|---|---|---|---|---|---|---|
| Jan | 0 | 0 | 2 | 0 | 0 | 0 | 0 | 0 | 0 | 1 |
| Feb | 1 | 0 | 0 | 0 | 1 | 0 | 0 | 0 | 0 | 0 |
| March | 0 | 0 | 0 | 2 | 0 | 1 | 0 | 0 | 0 | 1 |
| April | 3 | 0 | 2 | 0 | 0 | 1 | 1 | 0 | 0 | 1 |
| May | 0 | 0 | 2 | 0 | 0 | 0 | 0 | 0 | 0 | 1 |
| June | 1 | 0 | 1 | 0 | 0 | 0 | 0 | 0 | 0 | 1 |
| July | 0 | 0 | 0 | 0 | 0 | 1 | 0 | 0 | 0 | |
| Aug | 2 | 2 | 0 | 0 | 0 | 0 | 0 | 0 | 2 | |
| Sept | 1 | 0 | 0 | 0 | 0 | 2 | 0 | 1 | 1 | |
| Oct | 0 | 0 | 0 | 0 | 2 | 1 | 1 | 0 | 2 | |
| Nov | 1 | 1 | 0 | 0 | 2 | 1 | 1 | 3 | 0 | |
| Dec | | 0 | 0 | 0 | 0 | 1 | 0 | 0 | 0 | |
| Total | 9 | 3 | 7 | 2 | 5 | 8 | 3 | 4 | 5 | 5 |
| Daily Avg | | | | | | | | | | |

**Return Status**

Animals brought back within 1 year of adoption are considered returned.

Anything past 1 year are considered Owner Surrender.

**Meet Your Match**

**August 2012** - Implement full Feline-ality Program

**September 2012** - Implement full Canine-ality Program

**August 2018** - There are no unusual anomalies associated with spike in feline

**March 30, 2020 -May 4, 2020** - Shelter closed to Public COVID-19

**Seized - All**

| | 2012 | 2013 | 2014 | 2015 | 2016 | 2017 | 2018 | 2019 | 2020 | 2021 |
|---|---|---|---|---|---|---|---|---|---|---|
| Jan | 7 | 18 | 20 | 8 | 2 | 155 | 11 | 26 | 22 | 4 |
| Feb | 9 | 13 | 84 | 25 | 4 | 5 | 34 | 12 | 6 | 46 |
| March | 5 | 15 | 13 | 14 | 8 | 2 | 11 | 23 | 15 | 20 |
| April | 14 | 11 | 2 | 21 | 9 | 10 | 37 | 9 | 27 | 21 |
| May | 6 | 7 | 10 | 14 | 21 | 5 | 6 | 32 | 8 | 10 |
| June | 12 | 5 | 19 | 139 | 12 | 52 | 9 | 13 | 6 | 14 |
| July | 4 | 7 | 10 | 30 | 7 | 11 | 9 | 15 | 8 | |
| Aug | 14 | 16 | 11 | 29 | 17 | 13 | 4 | 17 | 39 | |
| Sept | 1 | 17 | 9 | 3 | 6 | 14 | 14 | 11 | 9 | |
| Oct | 9 | 16 | 14 | 9 | 3 | 35 | 11 | 15 | 16 | |
| Nov | 6 | 9 | 0 | 9 | 2 | 31 | 6 | 20 | 16 | |
| Dec | 2 | 9 | 13 | 11 | 22 | 58 | 13 | 13 | 18 | |
| Total | 89 | 143 | 205 | 312 | 113 | 391 | 165 | 206 | 190 | 115 |
| Daily Avg | 0.24 | 0.39 | 0.56 | 0.85 | 0.3 | 1.07 | 0.45 | 0.56 | 0.52 | |

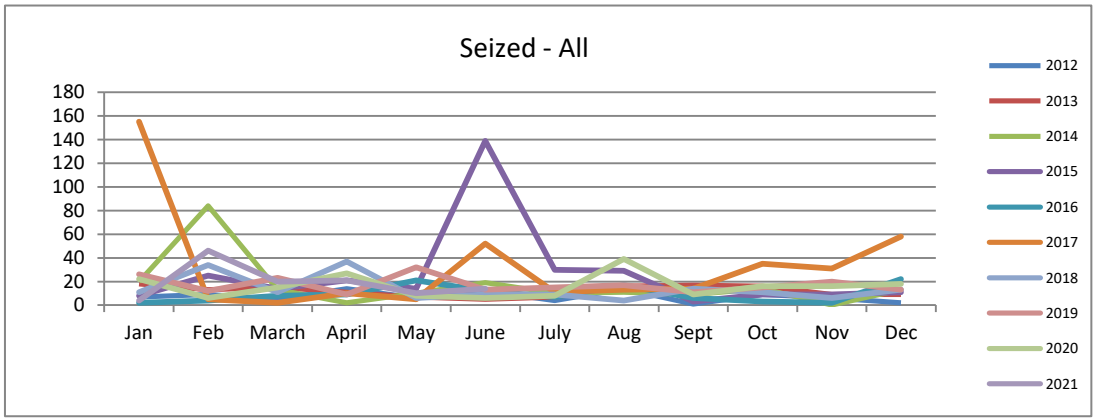


**Seized - Canine**

| | 2012 | 2013 | 2014 | 2015 | 2016 | 2017 | 2018 | 2019 | 2020 | 2021 |
|---|---|---|---|---|---|---|---|---|---|---|
| Jan | 6 | 5 | 19 | 6 | 1 | 12 | 11 | 12 | 15 | 3 |
| Feb | 3 | 11 | 25 | 17 | 2 | 4 | 22 | 9 | 5 | 44 |
| March | 4 | 15 | 4 | 12 | 8 | 2 | 10 | 23 | 8 | 19 |
| April | 4 | 11 | 2 | 19 | 7 | 9 | 6 | 8 | 25 | 20 |
| May | 6 | 7 | 9 | 10 | 7 | 4 | 6 | 15 | 7 | 9 |
| June | 7 | 3 | 2 | 2 | 7 | 15 | 6 | 10 | 5 | 10 |
| July | 2 | 5 | 5 | 13 | 6 | 9 | 9 | 10 | 8 | |
| Aug | 12 | 8 | 4 | 9 | 9 | 8 | 3 | 15 | 11 | |
| Sept | 1 | 15 | 8 | 2 | 6 | 11 | 12 | 10 | 9 | |
| Oct | 8 | 15 | 10 | 8 | 2 | 19 | 9 | 15 | 14 | |
| Nov | 5 | 8 | 0 | 5 | 2 | 31 | 2 | 17 | 11 | |
| Dec | 2 | 8 | 8 | 11 | 16 | 57 | 12 | 12 | 6 | |
| Total | 60 | 111 | 96 | 114 | 73 | 181 | 108 | 156 | 124 | 105 |
| Daily Avg | 0.16 | 0.3 | 0.26 | 0.31 | 0.2 | 0.49 | 0.29 | 0.42 | 0.33 | |

**Seized - Feline**

| | 2012 | 2013 | 2014 | 2015 | 2016 | 2017 | 2018 | 2019 | 2020 | 2021 |
|---|---|---|---|---|---|---|---|---|---|---|
| Jan | 1 | 13 | 1 | 2 | 1 | 143 | 0 | 14 | 7 | 1 |
| Feb | 6 | 2 | 0 | 7 | 1 | 1 | 12 | 3 | 1 | 2 |
| March | 1 | 0 | 1 | 2 | 0 | 0 | 0 | 0 | 3 | 1 |
| April | 0 | 0 | 0 | 2 | 2 | 1 | 31 | 1 | 2 | 0 |
| May | 0 | 0 | 1 | 1 | 8 | 1 | 0 | 13 | 1 | 1 |
| June | 5 | 2 | 17 | 137 | 5 | 37 | 3 | 3 | 1 | 4 |
| July | 2 | 1 | 5 | 14 | 1 | 2 | 0 | 5 | 0 | |
| Aug | 1 | 3 | 5 | 18 | 5 | 3 | 1 | 2 | 25 | |
| Sept | 0 | 2 | 1 | 1 | 0 | 3 | 1 | 1 | 0 | |
| Oct | 1 | 0 | 3 | 1 | 1 | 11 | 2 | 0 | 2 | |
| Nov | 1 | 1 | 0 | 4 | 0 | 0 | 4 | 1 | 5 | |
| Dec | 0 | 0 | 4 | 0 | 3 | 1 | 1 | 1 | 8 | |
| Total | 18 | 24 | 38 | 189 | 27 | 203 | 55 | 44 | 55 | 9 |
| Daily Avg | 0.04 | 0.06 | 0.1 | 0.51 | 0.07 | 0.55 | 0.15 | 0.12 | 0.15 | |

**Seized - Other**

| | 2012 | 2013 | 2014 | 2015 | 2016 | 2017 | 2018 | 2019 | 2020 | 2021 |
|---|---|---|---|---|---|---|---|---|---|---|
| Jan | 0 | 0 | 0 | 0 | 0 | 0 | 0 | 0 | 0 | 0 |
| Feb | 0 | 0 | 59 | 1 | 1 | 0 | 0 | 0 | 0 | 0 |
| March | 0 | 0 | 8 | 0 | 0 | 0 | 1 | 0 | 4 | 0 |
| April | 10 | 0 | 0 | 0 | 0 | 0 | 0 | 0 | 0 | 1 |
| May | 0 | 0 | 0 | 3 | 6 | 0 | 0 | 4 | 0 | 0 |
| June | 0 | 0 | 0 | 0 | 0 | 0 | 0 | 0 | 0 | 0 |
| July | 0 | 1 | 0 | 3 | 0 | 0 | 0 | 0 | 0 | |
| Aug | 0 | 5 | 2 | 2 | 3 | 2 | 0 | 0 | 3 | |
| Sept | 0 | 0 | 0 | 0 | 0 | 0 | 1 | 0 | 0 | |
| Oct | 0 | 1 | 1 | 0 | 0 | 5 | 0 | 0 | 0 | |
| Nov | 0 | 0 | 0 | 0 | 0 | 0 | 0 | 2 | 0 | |
| Dec | 0 | 1 | 1 | 0 | 3 | 0 | 0 | 0 | 4 | |
| Total | 10 | 8 | 71 | 9 | 13 | 7 | 2 | 6 | 11 | 1 |
| Daily Avg | 0.02 | 0.02 | 0.19 | 0.02 | 0.03 | 0.01 | 0 | 0.01 | 0.03 | |

**Anomaly**

**February 2014 -** reflects a 70 animal seizure from one location.

**June 2015 -** reflects AC Hoarding Case 137 cats/1 dog

**January 2017 -** reflects AC Hoarding Case 142 cats/1dog

**Stray - All**

| | 2012 | 2013 | 2014 | 2015 | 2016 | 2017 | 2018 | 2019 | 2020 | 2021 |
|---|---|---|---|---|---|---|---|---|---|---|
| Jan | 509 | 660 | 464 | 504 | 342 | 328 | 238 | 268 | 260 | 180 |
| Feb | 571 | 513 | 503 | 343 | 312 | 292 | 270 | 288 | 215 | 174 |
| March | 623 | 504 | 538 | 431 | 356 | 307 | 308 | 282 | 249 | 211 |
| April | 743 | 706 | 568 | 526 | 343 | 388 | 434 | 449 | 114 | 332 |
| May | 877 | 949 | 775 | 647 | 459 | 521 | 561 | 436 | 254 | 337 |
| June | 927 | 730 | 995 | 657 | 514 | 515 | 498 | 440 | 227 | 270 |
| July | 792 | 748 | 790 | 560 | 483 | 431 | 367 | 461 | 205 | |
| Aug | 742 | 762 | 637 | 513 | 459 | 402 | 405 | 337 | 253 | |
| Sept | 730 | 651 | 719 | 486 | 453 | 382 | 392 | 353 | 243 | |
| Oct | 785 | 716 | 694 | 455 | 383 | 430 | 503 | 348 | 284 | |
| Nov | 627 | 602 | 491 | 364 | 320 | 280 | 300 | 328 | 237 | |
| Dec | 583 | 584 | 465 | 358 | 291 | 305 | 271 | 283 | 215 | |
| Total | 8509 | 8125 | 7639 | 5844 | 4715 | 4581 | 4547 | 4273 | 2756 | 1504 |
| Daily Avg | 23.3 | 22.2 | 20.9 | 16 | 12.9 | 12.55 | 12.45 | 11.7 | 7.5 | |

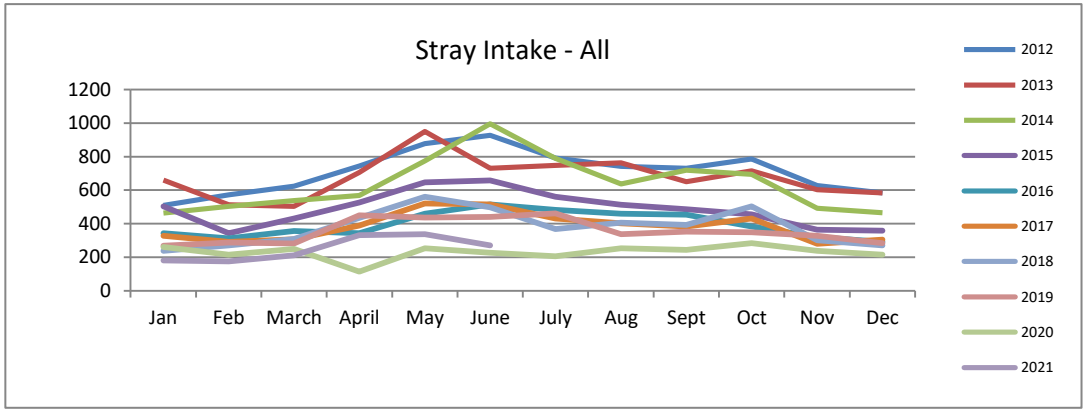


**Stray - Canine**

| | 2012 | 2013 | 2014 | 2015 | 2016 | 2017 | 2018 | 2019 | 2020 | 2021 |
|---|---|---|---|---|---|---|---|---|---|---|
| Jan | 140 | 195 | 193 | 179 | 167 | 164 | 113 | 117 | 131 | 100 |
| Feb | 161 | 155 | 152 | 139 | 127 | 124 | 115 | 127 | 109 | 80 |
| March | 207 | 158 | 158 | 183 | 153 | 123 | 125 | 109 | 108 | 111 |
| April | 195 | 193 | 139 | 176 | 118 | 115 | 125 | 100 | 48 | 113 |
| May | 179 | 197 | 189 | 184 | 127 | 130 | 127 | 85 | 65 | 77 |
| June | 204 | 203 | 200 | 166 | 159 | 146 | 148 | 122 | 87 | 104 |
| July | 212 | 167 | 218 | 165 | 150 | 170 | 122 | 116 | 104 | |
| Aug | 201 | 201 | 198 | 165 | 161 | 118 | 121 | 121 | 89 | |
| Sept | 184 | 181 | 188 | 186 | 150 | 118 | 104 | 105 | 90 | |
| Oct | 196 | 168 | 179 | 163 | 147 | 148 | 133 | 109 | 104 | |
| Nov | 179 | 160 | 165 | 154 | 126 | 121 | 137 | 120 | 80 | |
| Dec | 191 | 194 | 182 | 153 | 142 | 131 | 119 | 137 | 109 | |
| Total | 2249 | 2172 | 2161 | 2013 | 1727 | 1608 | 1489 | 1368 | 1124 | 585 |
| Daily Avg | 6.1 | 5.9 | 5.9 | 5.5 | 4.7 | 4.4 | 4 | 3.7 | 3 | |

**Stray - Feline**

| | 2012 | 2013 | 2014 | 2015 | 2016 | 2017 | 2018 | 2019 | 2020 | 2021 |
|---|---|---|---|---|---|---|---|---|---|---|
| Jan | 368 | 463 | 264 | 310 | 174 | 163 | 118 | 149 | 122 | 75 |
| Feb | 394 | 354 | 344 | 202 | 176 | 161 | 141 | 158 | 105 | 87 |
| March | 401 | 341 | 370 | 246 | 201 | 180 | 177 | 169 | 139 | 92 |
| April | 520 | 508 | 417 | 347 | 222 | 263 | 304 | 341 | 65 | 202 |
| May | 686 | 750 | 566 | 460 | 325 | 378 | 428 | 347 | 188 | 251 |
| June | 697 | 523 | 757 | 484 | 346 | 362 | 337 | 309 | 138 | 153 |
| July | 574 | 579 | 565 | 388 | 332 | 256 | 230 | 339 | 98 | |
| Aug | 539 | 551 | 426 | 338 | 293 | 272 | 282 | 210 | 159 | |
| Sept | 535 | 463 | 528 | 296 | 298 | 260 | 266 | 245 | 150 | |
| Oct | 582 | 544 | 512 | 281 | 234 | 272 | 355 | 236 | 178 | |
| Nov | 442 | 438 | 321 | 204 | 192 | 156 | 159 | 207 | 142 | |
| Dec | 388 | 383 | 277 | 199 | 144 | 168 | 150 | 142 | 102 | |
| Total | 6126 | 5897 | 5347 | 3755 | 2937 | 2891 | 2947 | 2852 | 1586 | 860 |
| Daily Avg | 16.7 | 16.1 | 14.6 | 10.2 | 8 | 7.9 | 8 | 7.8 | 4.3 | |

**Stray - Other**

| | 2012 | 2013 | 2014 | 2015 | 2016 | 2017 | 2018 | 2019 | 2020 | 2021 |
|---|---|---|---|---|---|---|---|---|---|---|
| Jan | 1 | 2 | 7 | 15 | 1 | 1 | 7 | 2 | 7 | 5 |
| Feb | 16 | 4 | 7 | 2 | 9 | 7 | 14 | 3 | 1 | 7 |
| March | 15 | 5 | 10 | 2 | 2 | 4 | 6 | 4 | 2 | 8 |
| April | 28 | 5 | 12 | 3 | 3 | 10 | 5 | 8 | 1 | 17 |
| May | 12 | 2 | 20 | 3 | 7 | 13 | 6 | 4 | 1 | 9 |
| June | 26 | 4 | 38 | 7 | 9 | 7 | 13 | 9 | 2 | 13 |
| July | 6 | 2 | 7 | 7 | 1 | 5 | 15 | 6 | 3 | |
| Aug | 2 | 10 | 13 | 10 | 5 | 12 | 2 | 6 | 5 | |
| Sept | 11 | 7 | 3 | 4 | 5 | 4 | 22 | 3 | 3 | |
| Oct | 7 | 4 | 3 | 11 | 2 | 10 | 15 | 3 | 2 | |
| Nov | 6 | 4 | 5 | 6 | 2 | 3 | 4 | 1 | 15 | |
| Dec | 4 | 7 | 6 | 6 | 5 | 6 | 2 | 4 | 4 | |
| Total | 134 | 56 | 131 | 76 | 51 | 82 | 111 | 53 | 46 | 59 |
| Daily Avg | 0.36 | 0.15 | 0.35 | 0.2 | 0.13 | 0.22 | 0.3 | 0.1 | 0.1 | |

**S/N Efforts**

Redinger S/N Clinic opened in **April 2012**.

**October 2016** - Hurricane Matthew

**September 2018** - spike in Other (10 rats public left at shelter)

**March 30, 2020-May 4, 2020** - Shelter closed to Public COVID-19

**May 5, 2020- April 2021** - Modified open, appointment only due to COVID-19

**Transfer In - All**

| | 2012 | 2013 | 2014 | 2015 | 2016 | 2017 | 2018 | 2019 | 2020 | 2021 |
|---|---|---|---|---|---|---|---|---|---|---|
| Jan | 4 | 7 | 18 | 1 | 68 | 0 | 1 | 1 | 0 | 0 |
| Feb | 11 | 2 | 13 | 0 | 0 | 0 | 4 | 2 | 0 | 10 |
| March | 13 | 3 | 13 | 13 | 0 | 0 | 0 | 11 | 1 | 9 |
| April | 0 | 1 | 52 | 0 | 12 | 0 | 0 | 1 | 0 | 9 |
| May | 0 | 3 | 9 | 3 | 0 | 0 | 0 | 0 | 0 | 0 |
| June | 1 | 3 | 15 | 20 | 7 | 0 | 0 | 0 | 0 | 44 |
| July | 1 | 0 | 1 | 4 | 2 | 0 | 0 | 0 | 14 | |
| Aug | 11 | 2 | 3 | 0 | 0 | 0 | 0 | 0 | 15 | |
| Sept | 0 | 0 | 8 | 0 | 0 | 0 | 0 | 20 | 11 | |
| Oct | 0 | 17 | 2 | 0 | 0 | 2 | 0 | 13 | 1 | |
| Nov | 2 | 20 | 0 | 0 | 0 | 60 | 0 | 3 | 11 | |
| Dec | 2 | 0 | 1 | 1 | 0 | 0 | 0 | 0 | 27 | |
| Total | 45 | 58 | 135 | 42 | 89 | 62 | 5 | 51 | 80 | 72 |
| Daily Avg | 0.12 | 0.15 | 0.36 | 0.11 | 0.2 | 0.16 | 0.01 | 0.13 | 0.21 | |

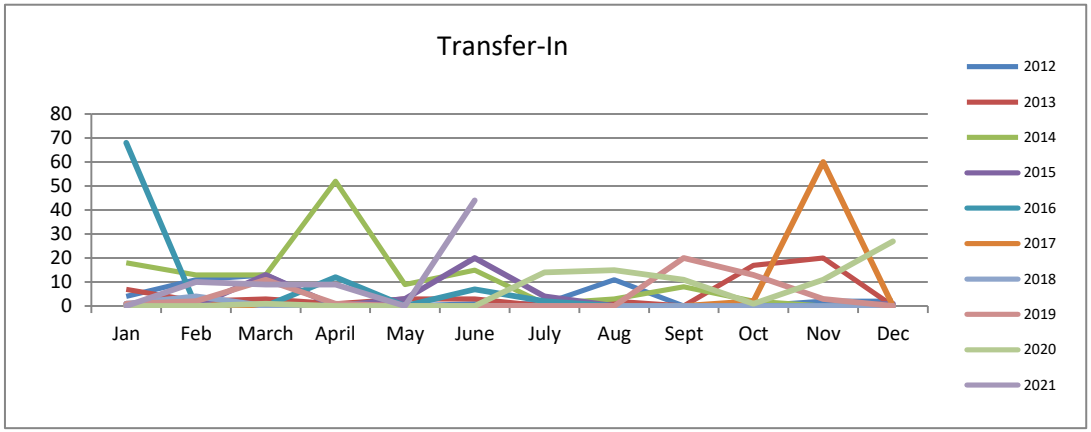


**Transfer In - Canine**

| | 2012 | 2013 | 2014 | 2015 | 2016 | 2017 | 2018 | 2019 | 2020 | 2021 |
|---|---|---|---|---|---|---|---|---|---|---|
| Jan | 4 | 6 | 18 | 1 | 0 | 0 | 1 | 1 | 0 | 0 |
| Feb | 11 | 2 | 13 | 0 | 0 | 0 | 4 | 1 | 0 | 10 |
| March | 13 | 2 | 13 | 13 | 0 | 0 | 0 | 11 | 1 | 9 |
| April | 0 | 1 | 51 | 0 | 12 | 0 | 0 | 1 | 0 | 9 |
| May | 0 | 3 | 9 | 3 | 0 | 0 | 0 | 0 | 0 | 0 |
| June | 1 | 3 | 15 | 16 | 7 | 0 | 0 | 0 | 0 | 0 |
| July | 1 | 0 | 1 | 4 | 2 | 0 | 0 | 0 | 12 | |
| Aug | 0 | 2 | 1 | 0 | 0 | 0 | 0 | 0 | 15 | |
| Sept | 0 | 0 | 6 | 0 | 0 | 0 | 0 | 20 | 11 | |
| Oct | 0 | 17 | 0 | 0 | 0 | 1 | 0 | 0 | 1 | |
| Nov | 2 | 20 | 0 | 0 | 0 | 60 | 0 | 2 | 11 | |
| Dec | 2 | 0 | 0 | 1 | 0 | 0 | 0 | 0 | 27 | |
| Total | 34 | 56 | 127 | 38 | 21 | 61 | 5 | 36 | 78 | 28 |
| Daily Avg | | | | | | | | | | |

**Transfer In - Feline**

| | 2012 | 2013 | 2014 | 2015 | 2016 | 2017 | 2018 | 2019 | 2020 | 2021 |
|---|---|---|---|---|---|---|---|---|---|---|
| Jan | 0 | 1 | 0 | 0 | 0 | 0 | 0 | 0 | 0 | 0 |
| Feb | 0 | 0 | 0 | 0 | 0 | 0 | 0 | 1 | 0 | 0 |
| March | 0 | 0 | 0 | 0 | 0 | 0 | 0 | 0 | 0 | 0 |
| April | 0 | 0 | 1 | 0 | 0 | 0 | 0 | 0 | 0 | 0 |
| May | 0 | 0 | 0 | 0 | 0 | 0 | 0 | 0 | 0 | 0 |
| June | 0 | 0 | 0 | 4 | 0 | 0 | 0 | 0 | 0 | 44 |
| July | 0 | 0 | 0 | 0 | 0 | 0 | 0 | 0 | 0 | |
| Aug | 11 | 0 | 2 | 0 | 0 | 0 | 0 | 0 | 0 | |
| Sept | 0 | 0 | 2 | 0 | 0 | 0 | 0 | 0 | 0 | |
| Oct | 0 | 0 | 2 | 0 | 0 | 1 | 0 | 0 | 0 | |
| Nov | 0 | 0 | 0 | 0 | 0 | 0 | 0 | 1 | 0 | |
| Dec | 0 | 0 | 1 | 0 | 0 | 0 | 0 | 0 | 0 | |
| Total | 11 | 1 | 8 | 4 | 0 | 1 | 0 | 2 | 0 | 44 |
| Daily Avg | | | | | | | | | | |

**Transfer In - Other**

| | 2012 | 2013 | 2014 | 2015 | 2016 | 2017 | 2018 | 2019 | 2020 | 2021 |
|---|---|---|---|---|---|---|---|---|---|---|
| Jan | 0 | 0 | 0 | 0 | 68 | 0 | 0 | 0 | 0 | 0 |
| Feb | 0 | 0 | 0 | 0 | 0 | 0 | 0 | 0 | 0 | 0 |
| March | 0 | 1 | 0 | 0 | 0 | 0 | 0 | 0 | 0 | 0 |
| April | 0 | 0 | 0 | 0 | 0 | 0 | 0 | 0 | 0 | 0 |
| May | 0 | 0 | 0 | 0 | 0 | 0 | 0 | 0 | 0 | 0 |
| June | 0 | 0 | 0 | 0 | 0 | 0 | 0 | 0 | 0 | 0 |
| July | 0 | 0 | 0 | 0 | 0 | 0 | 0 | 0 | 2 | |
| Aug | 0 | 0 | 0 | 0 | 0 | 0 | 0 | 0 | 0 | |
| Sept | 0 | 0 | 0 | 0 | 0 | 0 | 0 | 0 | 0 | |
| Oct | 0 | 0 | 0 | 0 | 0 | 0 | 0 | 13 | 0 | |
| Nov | 0 | 0 | 0 | 0 | 0 | 0 | 0 | 0 | 0 | |
| Dec | 0 | 0 | 0 | 0 | 0 | 0 | 0 | 0 | 0 | |
| Total | 0 | 1 | 0 | 0 | 68 | 0 | 0 | 13 | 2 | 0 |
| Daily Avg | | | | | | | | | | |

**Transfer In**

**October 2013 -** transfer involved 15 puppies from The Humane Society of Escambia County.

**November 2013 -** transfer involved 17 puppies and small dogs from The Humane Society of Escambia County

Both are Alabama shelters that experience over population of small dogs and puppies.

**January 2016 -** 68 Rabbit Intake/Transfer NC Shelter

**November 2017 -** Hurricane Maria - St Croix 60 dog transfer-in

**August 2012**
**Plan Alive Adoptathon**

HHS accepted 11 Feluk + cats from the ASPCA.
All adopted out.

**Owner Request Euthanasia - All**

| | 2012 | 2013 | 2014 | 2015 | 2016 | 2017 | 2018 | 2019 | 2020 | 2021 |
|---|---|---|---|---|---|---|---|---|---|---|
| Jan | 52 | 76 | 86 | 95 | 60 | 45 | 51 | 64 | 31 | 26 |
| Feb | 74 | 72 | 59 | 59 | 52 | 57 | 40 | 54 | 27 | 32 |
| March | 80 | 61 | 65 | 62 | 68 | 39 | 61 | 43 | 13 | 25 |
| April | 61 | 78 | 63 | 67 | 49 | 30 | 38 | 60 | 8 | 21 |
| May | 58 | 75 | 69 | 66 | 47 | 39 | 58 | 46 | 38 | 22 |
| June | 60 | 72 | 88 | 58 | 47 | 33 | 58 | 69 | 43 | 19 |
| July | 48 | 91 | 89 | 75 | 54 | 27 | 70 | 48 | 27 | |
| Aug | 57 | 93 | 124 | 73 | 48 | 23 | 67 | 44 | 25 | |
| Sept | 69 | 56 | 72 | 55 | 42 | 23 | 53 | 44 | 25 | |
| Oct | 55 | 91 | 67 | 60 | 48 | 38 | 50 | 96 | 28 | |
| Nov | 71 | 69 | 79 | 55 | 57 | 39 | 55 | 35 | 33 | |
| Dec | 65 | 71 | 65 | 70 | 44 | 48 | 53 | 45 | 27 | |
| Total | 750 | 905 | 926 | 795 | 616 | 441 | 654 | 648 | 325 | 145 |
| Daily Avg | 2 | 2.4 | 2.5 | 2.1 | 1.6 | 1.2 | 1.7 | 1.7 | 0.8 | |

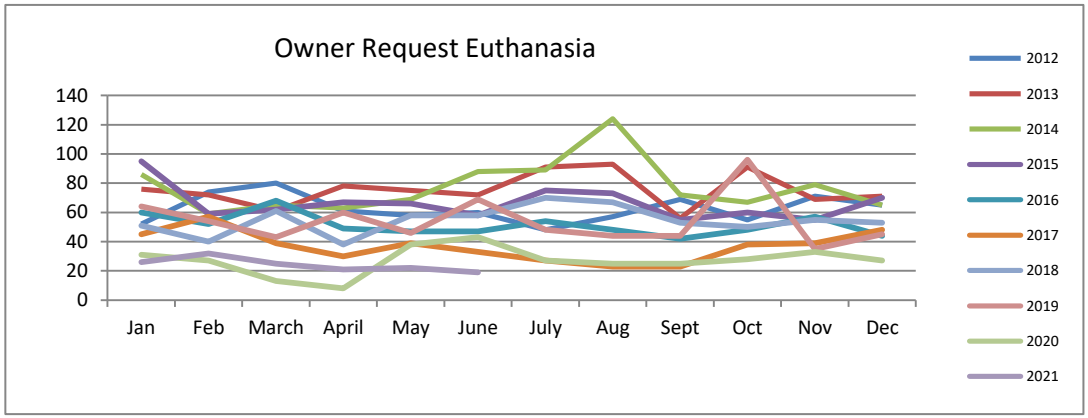


**Owner Request Euthanasia - Canine**

| | 2012 | 2013 | 2014 | 2015 | 2016 | 2017 | 2018 | 2019 | 2020 | 2021 |
|---|---|---|---|---|---|---|---|---|---|---|
| Jan | 28 | 45 | 55 | 59 | 40 | 20 | 29 | 38 | 20 | 19 |
| Feb | 43 | 39 | 42 | 37 | 34 | 29 | 24 | 36 | 19 | 25 |
| March | 49 | 33 | 45 | 34 | 41 | 27 | 36 | 30 | 8 | 16 |
| April | 35 | 46 | 38 | 49 | 33 | 19 | 29 | 39 | 7 | 16 |
| May | 39 | 45 | 37 | 34 | 15 | 18 | 44 | 33 | 21 | 15 |
| June | 28 | 49 | 47 | 38 | 33 | 22 | 40 | 46 | 29 | 13 |
| July | 30 | 56 | 58 | 50 | 36 | 18 | 47 | 38 | 21 | |
| Aug | 41 | 54 | 62 | 44 | 30 | 14 | 53 | 32 | 20 | |
| Sept | 43 | 34 | 40 | 34 | 29 | 14 | 38 | 33 | 17 | |
| Oct | 34 | 48 | 46 | 38 | 31 | 23 | 32 | 40 | 22 | |
| Nov | 49 | 31 | 53 | 38 | 35 | 23 | 33 | 25 | 21 | |
| Dec | 30 | 43 | 38 | 49 | 31 | 30 | 27 | 33 | 22 | |
| Total | 449 | 523 | 561 | 504 | 388 | 257 | 432 | 423 | 227 | 104 |
| Daily Avg | 1.2 | 1.4 | 1.5 | 1.3 | 1 | 0.7 | 1.1 | 1.1 | 0.6 | |

**Owner Request Euthanasia - Feline**

| | 2012 | 2013 | 2014 | 2015 | 2016 | 2017 | 2018 | 2019 | 2020 | 2021 |
|---|---|---|---|---|---|---|---|---|---|---|
| Jan | 23 | 30 | 31 | 35 | 19 | 24 | 22 | 25 | 11 | 7 |
| Feb | 29 | 32 | 14 | 20 | 18 | 28 | 15 | 17 | 8 | 6 |
| March | 30 | 27 | 20 | 27 | 27 | 12 | 25 | 13 | 5 | 9 |
| April | 26 | 31 | 25 | 17 | 16 | 11 | 9 | 21 | 1 | 5 |
| May | 17 | 30 | 30 | 30 | 32 | 20 | 14 | 11 | 15 | 7 |
| June | 32 | 23 | 40 | 20 | 14 | 11 | 16 | 23 | 13 | 6 |
| July | 18 | 34 | 29 | 25 | 18 | 8 | 23 | 9 | 6 | |
| Aug | 16 | 38 | 62 | 27 | 18 | 9 | 13 | 12 | 5 | |
| Sept | 25 | 20 | 30 | 21 | 13 | 9 | 14 | 11 | 8 | |
| Oct | 21 | 41 | 21 | 21 | 17 | 14 | 17 | 55 | 6 | |
| Nov | 22 | 35 | 26 | 17 | 22 | 16 | 22 | 9 | 12 | |
| Dec | 32 | 28 | 27 | 21 | 13 | 18 | 26 | 12 | 5 | |
| Total | 291 | 369 | 355 | 281 | 227 | 180 | 216 | 218 | 95 | 40 |
| Daily Avg | 0.79 | 1 | 0.97 | 0.76 | 0.62 | 0.49 | 0.59 | 0.59 | 0.26 | |

**Owner Request Euthanasia - Other**

| | 2012 | 2013 | 2014 | 2015 | 2016 | 2017 | 2018 | 2019 | 2020 | 2021 |
|---|---|---|---|---|---|---|---|---|---|---|
| Jan | 1 | 1 | 0 | 1 | 1 | 1 | 0 | 1 | 0 | 0 |
| Feb | 2 | 1 | 3 | 2 | 0 | 0 | 1 | 1 | 0 | 1 |
| March | 1 | 1 | 0 | 1 | 0 | 0 | 0 | 0 | 0 | 0 |
| April | 0 | 1 | 0 | 1 | 0 | 0 | 0 | 0 | 0 | 0 |
| May | 2 | 0 | 2 | 2 | 0 | 1 | 0 | 2 | 2 | 0 |
| June | 0 | 0 | 1 | 0 | 0 | 0 | 2 | 0 | 1 | 0 |
| July | 0 | 1 | 2 | 0 | 0 | 1 | 0 | 1 | 0 | |
| Aug | 0 | 1 | 0 | 2 | 0 | 0 | 1 | 0 | 0 | |
| Sept | 1 | 2 | 2 | 0 | 0 | 0 | 1 | 0 | 0 | |
| Oct | 0 | 2 | 0 | 1 | 0 | 1 | 1 | 1 | 0 | |
| Nov | 0 | 3 | 0 | 0 | 0 | 0 | 0 | 1 | 0 | |
| Dec | 3 | 0 | 0 | 0 | 0 | 0 | 0 | 0 | 0 | |
| Total | 10 | 13 | 10 | 10 | 1 | 4 | 6 | 7 | 3 | 1 |
| Daily Avg | | | | | | | | | | |

**September 2013**
**Memorial Garden**
available to the public.

**October 2019 -** Feline Neglect Case owner surrender.
**Jan-Feb 2020** Admission Room renovation
**March 30, 2020-May 4, 2020** - Shelter closed to Public COVID-19
**May 5, 2020- April 2021** - Modified open, appointment only due to COVID-19

**Born in Shelter - All**

| | 2012 | 2013 | 2014 | 2015 | 2016 | 2017 | 2018 | 2019 | 2020 | 2021 |
|---|---|---|---|---|---|---|---|---|---|---|
| Jan | 0 | 4 | 12 | 21 | 0 | 13 | 4 | 0 | 9 | 0 |
| Feb | 0 | 4 | 7 | 0 | 3 | 0 | 2 | 10 | 12 | 8 |
| March | 0 | 19 | 7 | 15 | 32 | 6 | 31 | 24 | 8 | 3 |
| April | 0 | 26 | 28 | 39 | 8 | 15 | 19 | 38 | 0 | 32 |
| May | 1 | 7 | 13 | 9 | 20 | 17 | 25 | 11 | 9 | 3 |
| June | 0 | 14 | 14 | 3 | 5 | 4 | 3 | 0 | 0 | 0 |
| July | 12 | 5 | 2 | 4 | 0 | 11 | 3 | 20 | 0 | |
| Aug | 22 | 18 | 9 | 0 | 0 | 22 | 22 | 3 | 9 | |
| Sept | 23 | 0 | 7 | 30 | 8 | 0 | 4 | 15 | 11 | |
| Oct | 5 | 10 | 2 | 10 | 0 | 14 | 19 | 4 | 5 | |
| Nov | 2 | 6 | 7 | 0 | 9 | 0 | 5 | 10 | 2 | |
| Dec | 8 | 4 | 0 | 8 | 5 | 15 | 5 | 0 | 19 | |
| Total | 73 | 117 | 108 | 139 | 90 | 117 | 142 | 135 | 84 | 46 |
| Daily Avg | | | | | | | | | | |

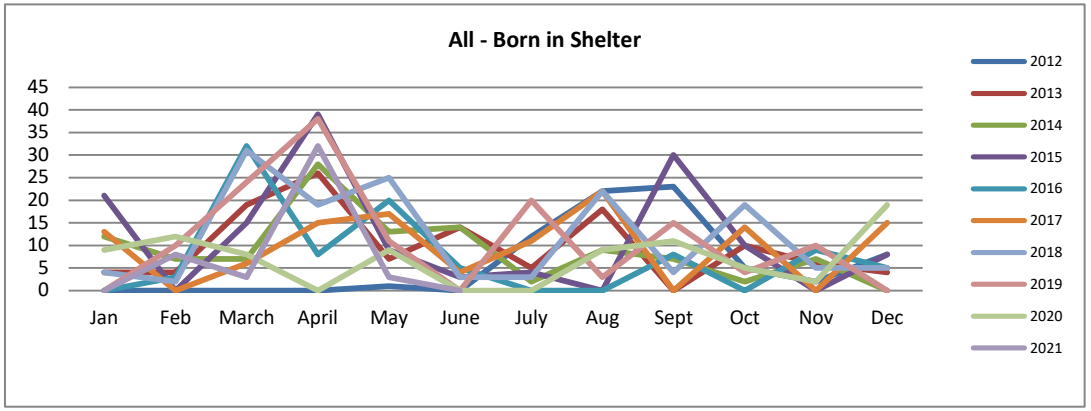


**Born in Shelter- Canine**

| | 2012 | 2013 | 2014 | 2015 | 2016 | 2017 | 2018 | 2019 | 2020 | 2021 |
|---|---|---|---|---|---|---|---|---|---|---|
| Jan | | | | 18 | 0 | 0 | 4 | 0 | 9 | 0 |
| Feb | | | | 0 | 0 | 0 | 0 | 10 | 8 | 0 |
| March | | | | 5 | 9 | 0 | 0 | 15 | 0 | 0 |
| April | | | | 20 | 1 | 0 | 0 | 0 | 0 | 0 |
| May | | | | 0 | 9 | 0 | 0 | 0 | 0 | 3 |
| June | | | | 0 | 0 | 0 | 0 | 0 | 0 | 0 |
| July | | | | 0 | 0 | 5 | 0 | 0 | 0 | |
| Aug | | | | 0 | 0 | 0 | 2 | 0 | 0 | |
| Sept | | | | 24 | 0 | 0 | 0 | 0 | 0 | |
| Oct | | | | 6 | 0 | 0 | 7 | 0 | 0 | |
| Nov | | | 1 | 0 | 7 | 0 | 0 | 0 | 0 | |
| Dec | | | 0 | 6 | 1 | 11 | 0 | 0 | 0 | |
| Total | 0 | 0 | 1 | 79 | 27 | 16 | 13 | 25 | 17 | 3 |
| Daily Avg | | | | | | | | | | |

**Born in Shelter - Feline**

| | 2012 | 2013 | 2014 | 2015 | 2016 | 2017 | 2018 | 2019 | 2020 | 2021 |
|---|---|---|---|---|---|---|---|---|---|---|
| Jan | | | | 3 | 0 | 13 | 0 | 0 | 0 | 0 |
| Feb | | | | 0 | 3 | 0 | 2 | 0 | 4 | 0 |
| March | | | | 10 | 23 | 6 | 31 | 9 | 8 | 3 |
| April | | | | 19 | 7 | 13 | 19 | 38 | 0 | 32 |
| May | | | | 9 | 11 | 17 | 24 | 11 | 9 | 0 |
| June | | | | 3 | 5 | 4 | 3 | 0 | 0 | 0 |
| July | | | | 4 | 0 | 6 | 3 | 20 | 0 | |
| Aug | | | | 0 | 0 | 22 | 20 | 3 | 9 | |
| Sept | | | | 6 | 8 | 0 | 4 | 15 | 11 | |
| Oct | | | | 4 | 0 | 14 | 8 | 4 | 5 | |
| Nov | | | 6 | 0 | 2 | 0 | 5 | 5 | 2 | |
| Dec | | | 0 | 2 | 0 | 4 | 5 | 0 | 0 | |
| Total | 0 | 0 | 6 | 60 | 59 | 99 | 124 | 105 | 48 | 35 |
| Daily Avg | | | | | | | | | | |

**Born in Shelter - Other**

| | 2012 | 2013 | 2014 | 2015 | 2016 | 2017 | 2018 | 2019 | 2020 | 2021 |
|---|---|---|---|---|---|---|---|---|---|---|
| Jan | | | | 0 | 0 | 0 | 0 | 0 | 0 | 0 |
| Feb | | | | 0 | 0 | 0 | 0 | 0 | 0 | 8 |
| March | | | | 0 | 0 | 0 | 0 | 0 | 0 | 0 |
| April | | | | 0 | 0 | 2 | 0 | 0 | 0 | 0 |
| May | | | | 0 | 0 | 0 | 1 | 0 | 0 | 0 |
| June | | | | 0 | 0 | 0 | 0 | 0 | 0 | 0 |
| July | | | | 0 | 0 | 0 | 0 | 0 | 0 | |
| Aug | | | | 0 | 0 | 0 | 0 | 0 | 0 | |
| Sept | | | | 0 | 0 | 0 | 0 | 0 | 0 | |
| Oct | | | | 0 | 0 | 0 | 4 | 0 | 0 | |
| Nov | | | 0 | 0 | 0 | 0 | 0 | 5 | 0 | |
| Dec | | | 0 | 0 | 4 | 0 | 0 | 0 | 19 | |
| Total | 0 | 0 | 0 | 0 | 4 | 2 | 5 | 5 | 19 | 8 |
| Daily Avg | | | | | | | | | | |

**Born in Shelter**

This is not a separate category. All data collected for Born in Shelter is extrapolated from other categories contained in Shelter Intake data (i.e. Owner Surrender, Stray, etc.)

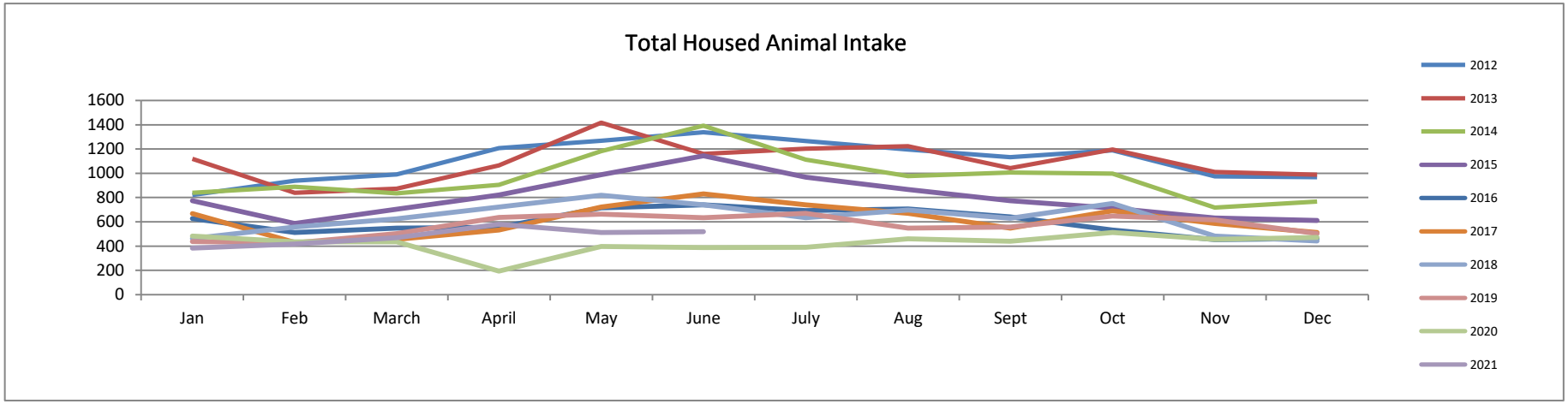
Total Housed Animal Intake
1600
1400
1200
1000
800
600
400
200
0
Jan
Feb
March
April
May
June
July
Aug
Sept
Oct
Nov
Dec
2012
2013
2014
2015
2016
2017
2018
2019
2020
2021

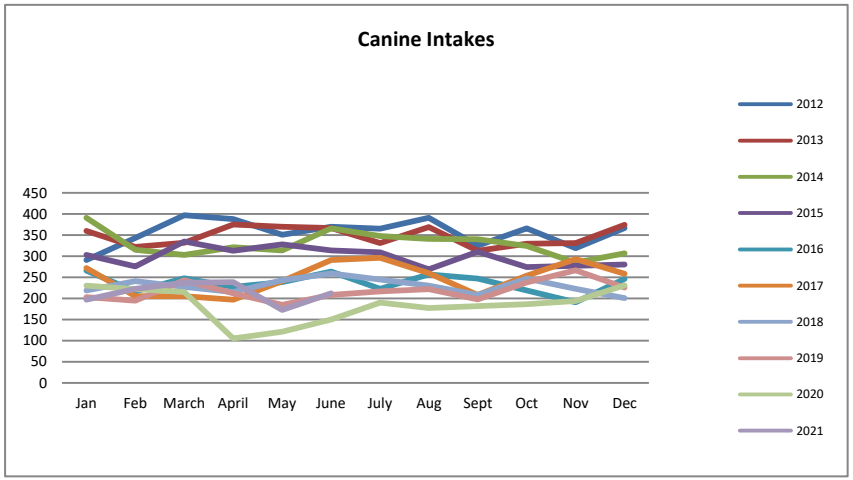
Canine Intakes
450
400
350
300
250
200
150
100
50
0
Jan
Feb
March
April
May
June
July
Aug
Sept
Oct
Nov
Dec
2012
2013
2014
2015
2016
2017
2018
2019
2020
2021

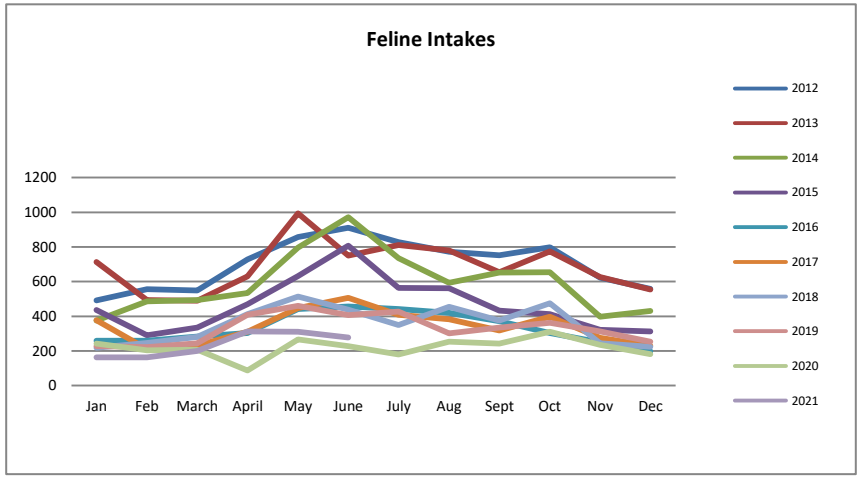
Feline Intakes
1200
1000
800
600
400
200
0
Jan
Feb
March
April
May
June
July
Aug
Sept
Oct
Nov
Dec
2012
2013
2014
2015
2016
2017
2018
2019
2020
2021

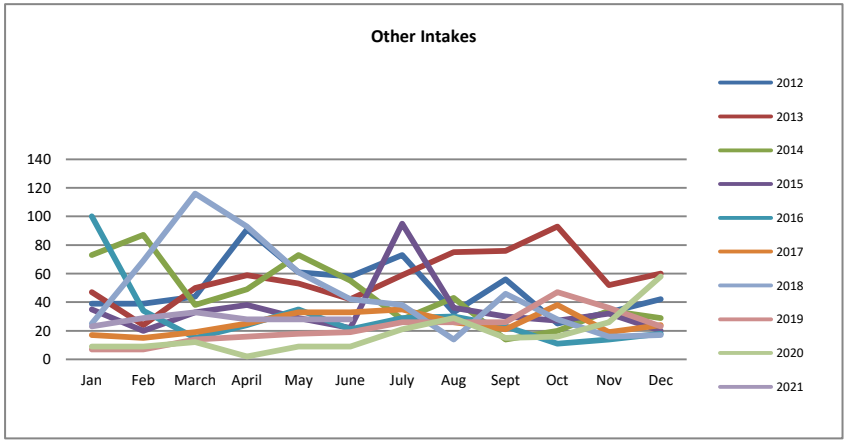
Other Intakes
140
120
100
80
60
40
20
0
Jan
Feb
March
April
May
June
July
Aug
Sept
Oct
Nov
Dec
2012
2013
2014
2015
2016
2017
2018
2019
2020
2021

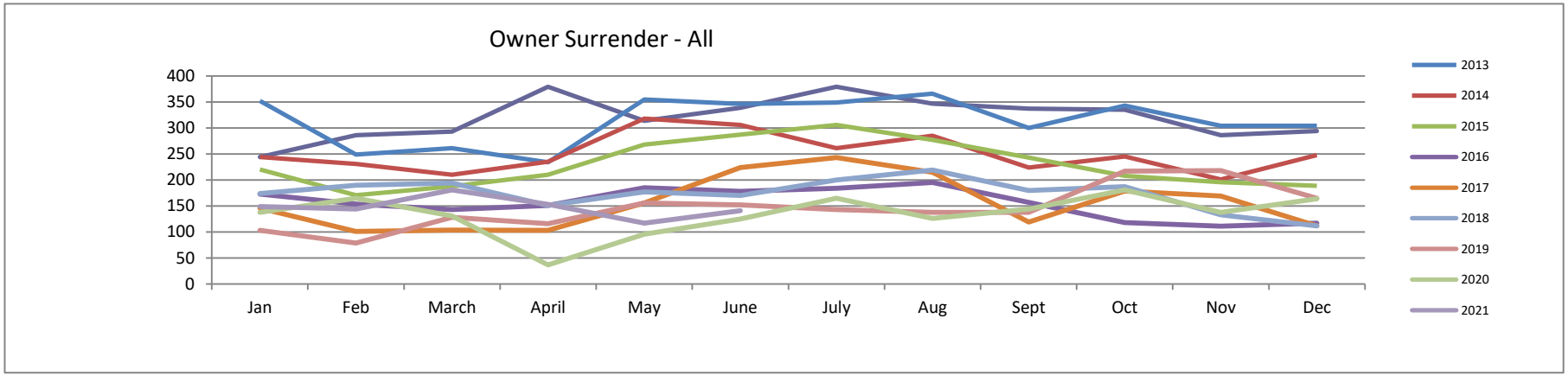
Owner Surrender - All
400
350
300
250
200
150
100
50
0
Jan
Feb
March
April
May
June
July
Aug
Sept
Oct
Nov
Dec
2013
2014
2015
2016
2017
2018
2019
2020
2021

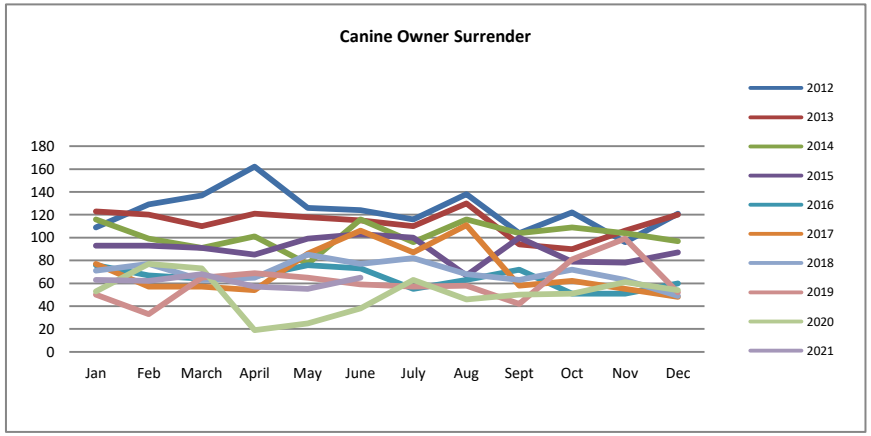
Canine Owner Surrender
180
160
140
120
100
80
60
40
20
0
Jan
Feb
March
April
May
June
July
Aug
Sept
Oct
Nov
Dec
2012
2013
2014
2015
2016
2017
2018
2019
2020
2021

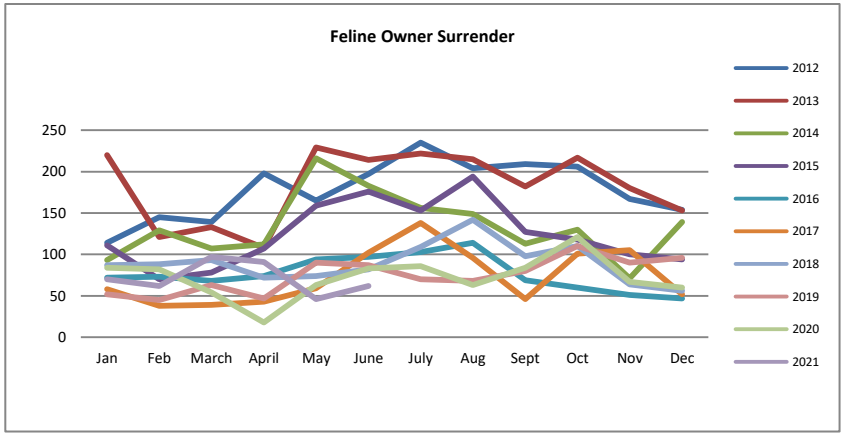
Feline Owner Surrender
250
200
150
100
50
0
Jan
Feb
March
April
May
June
July
Aug
Sept
Oct
Nov
Dec
2012
2013
2014
2015
2016
2017
2018
2019
2020
2021

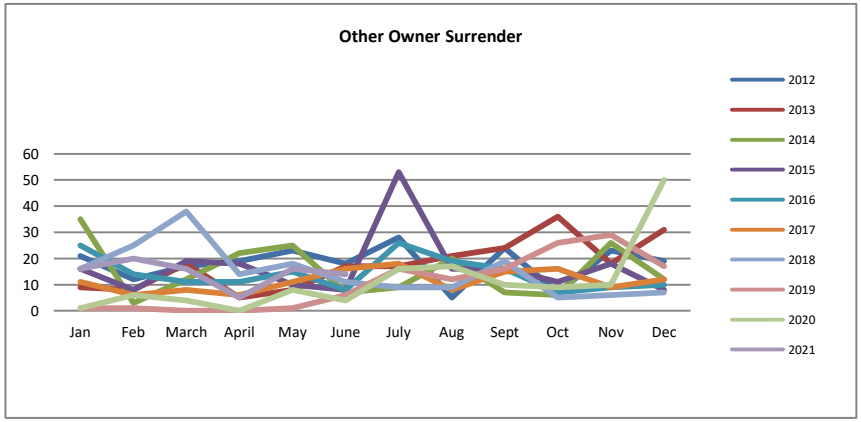
Other Owner Surrender
60
50
40
30
20
10
0
Jan
Feb
March
April
May
June
July
Aug
Sept
Oct
Nov
Dec
2012
2013
2014
2015
2016
2017
2018
2019
2020
2021

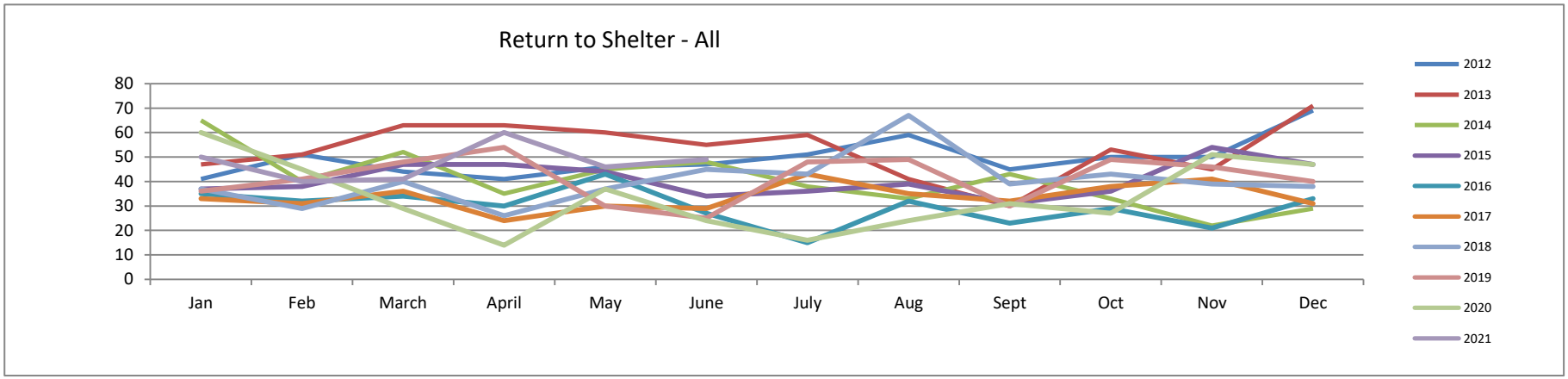
Return to Shelter - All
80
70
60
50
40
30
20
10
0
Jan
Feb
March
April
May
June
July
Aug
Sept
Oct
Nov
Dec
2012
2013
2014
2015
2016
2017
2018
2019
2020
2021

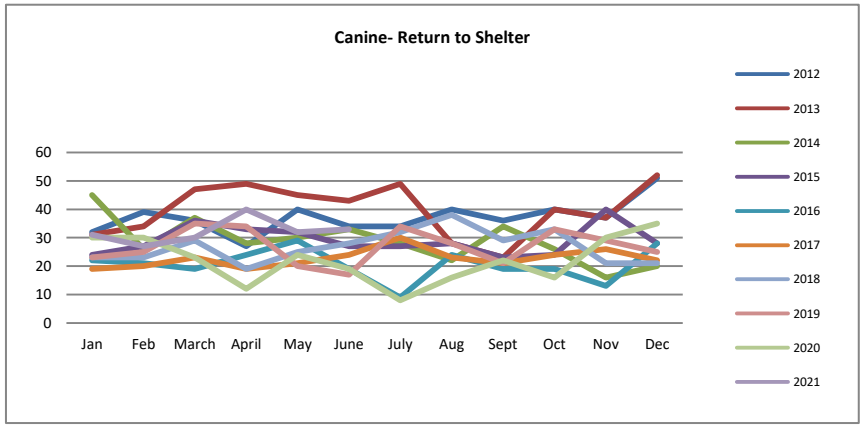
Canine- Return to Shelter
60
50
40
30
20
10
0
Jan
Feb
March
April
May
June
July
Aug
Sept
Oct
Nov
Dec
2012
2013
2014
2015
2016
2017
2018
2019
2020
2021

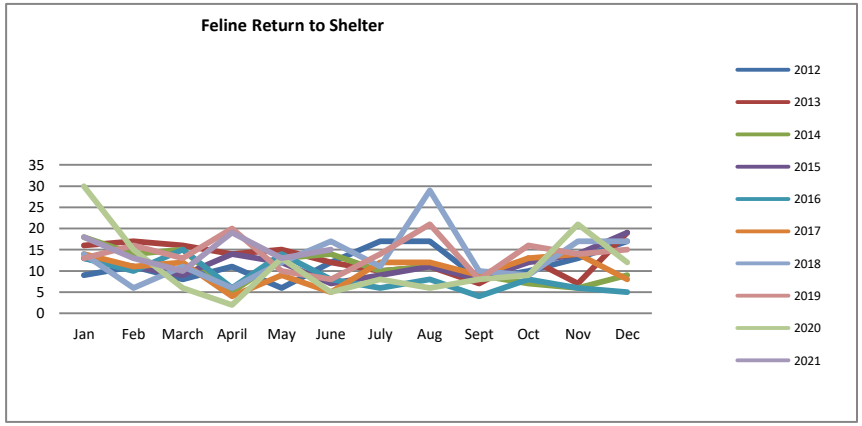
Feline Return to Shelter
35
30
25
20
15
10
5
0
Jan
Feb
March
April
May
June
July
Aug
Sept
Oct
Nov
Dec
2012
2013
2014
2015
2016
2017
2018
2019
2020
2021

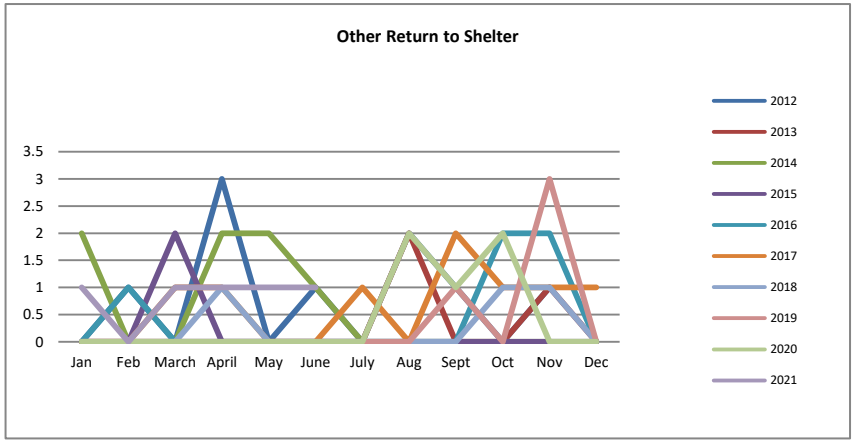
Other Return to Shelter
3.5
3
2.5
2
1.5
1
0.5
0
Jan
Feb
March
April
May
June
July
Aug
Sept
Oct
Nov
Dec
2012
2013
2014
2015
2016
2017
2018
2019
2020
2021

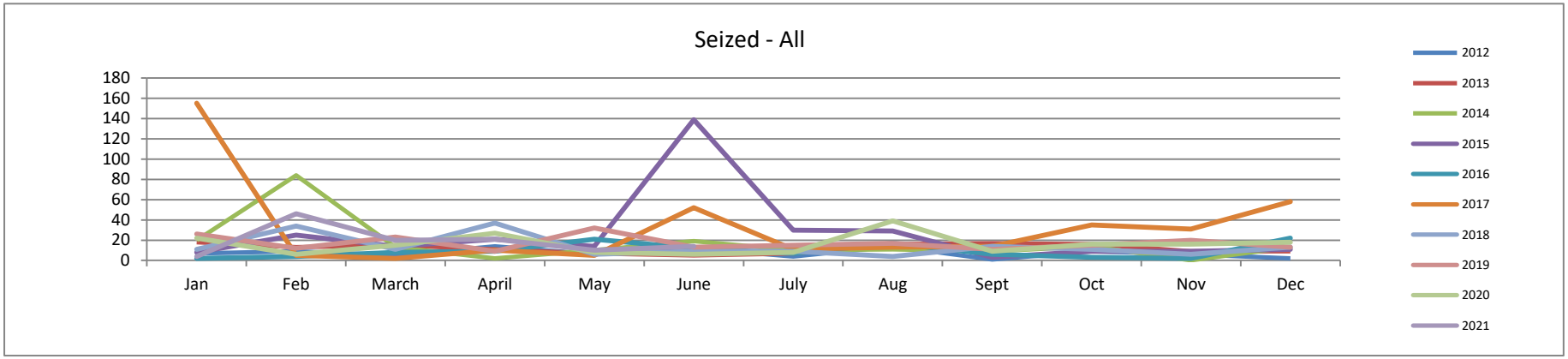
Seized - All
180
160
140
120
100
80
60
40
20
0
Jan
Feb
March
April
May
June
July
Aug
Sept
Oct
Nov
Dec
2012
2013
2014
2015
2016
2017
2018
2019
2020
2021

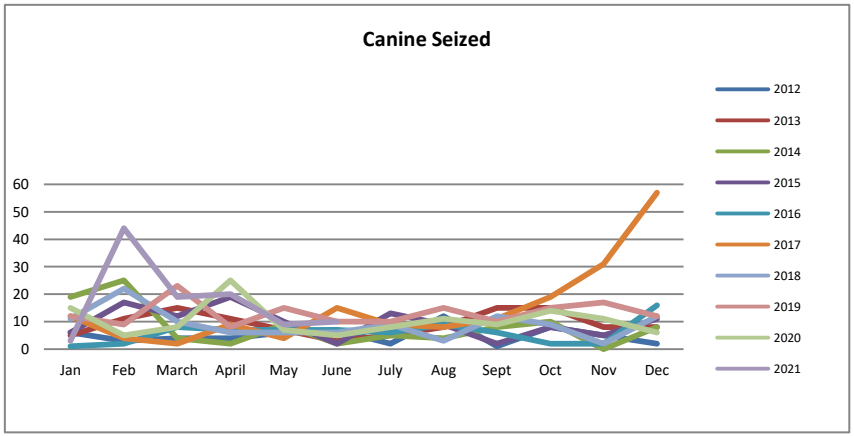
Canine Seized
60
50
40
30
20
10
0
Jan
Feb
March
April
May
June
July
Aug
Sept
Oct
Nov
Dec
2012
2013
2014
2015
2016
2017
2018
2019
2020
2021

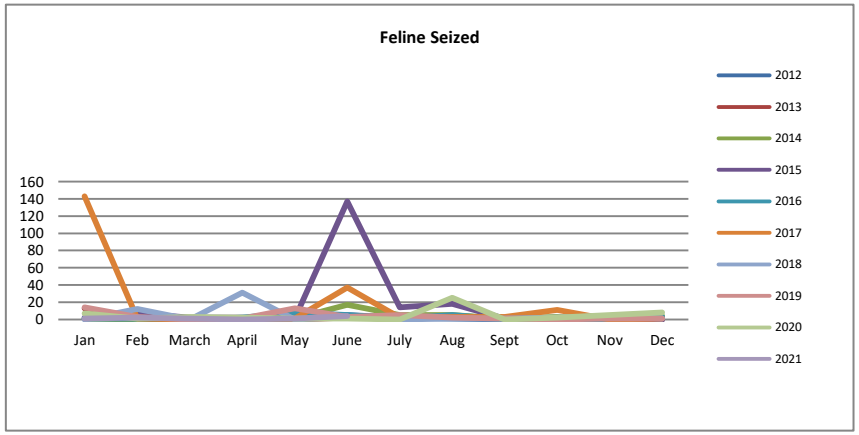
Feline Seized
160
140
120
100
80
60
40
20
0
Jan
Feb
March
April
May
June
July
Aug
Sept
Oct
Nov
Dec
2012
2013
2014
2015
2016
2017
2018
2019
2020
2021

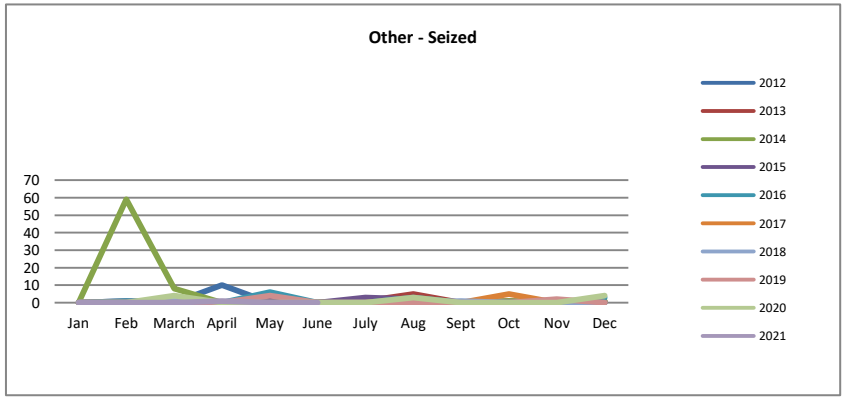
Other - Seized
70
60
50
40
30
20
10
0
Jan
Feb
March
April
May
June
July
Aug
Sept
Oct
Nov
Dec
2012
2013
2014
2015
2016
2017
2018
2019
2020
2021

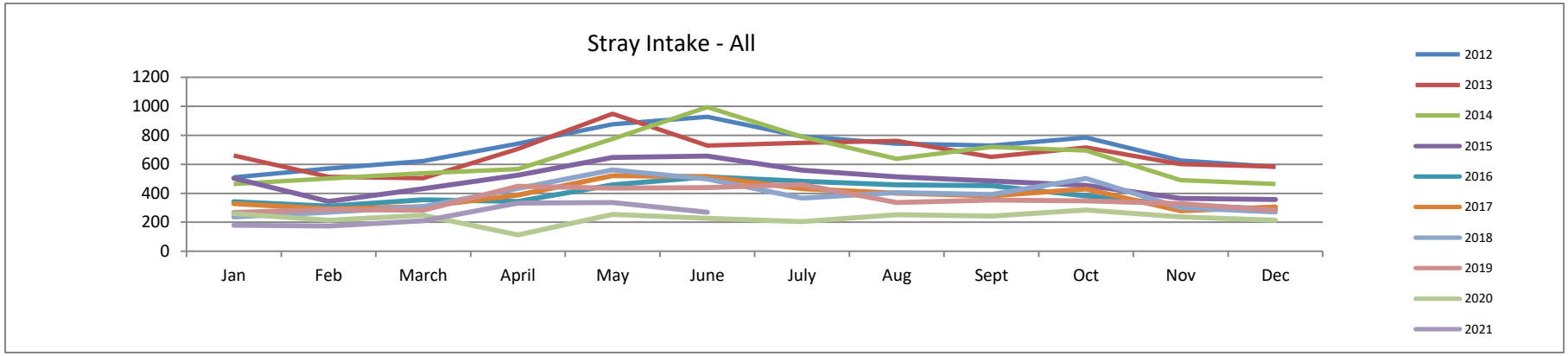
Stray Intake - All
1200
1000
800
600
400
200
0
Jan
Feb
March
April
May
June
July
Aug
Sept
Oct
Nov
Dec
2012
2013
2014
2015
2016
2017
2018
2019
2020
2021

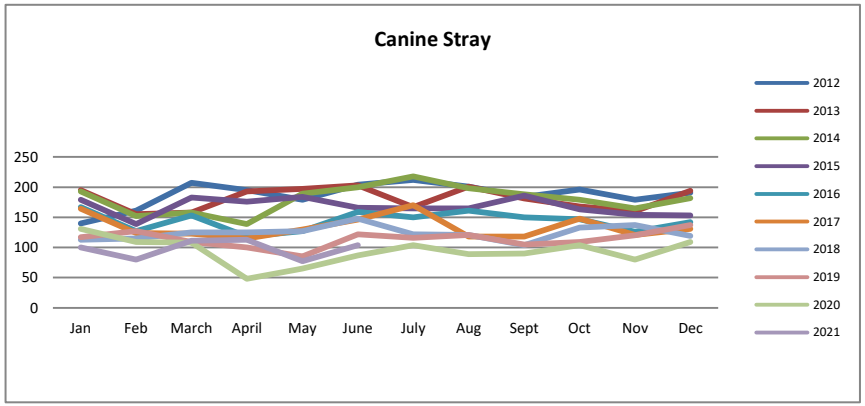
Canine Stray
250
200
150
100
50
0
Jan
Feb
March
April
May
June
July
Aug
Sept
Oct
Nov
Dec
2012
2013
2014
2015
2016
2017
2018
2019
2020
2021

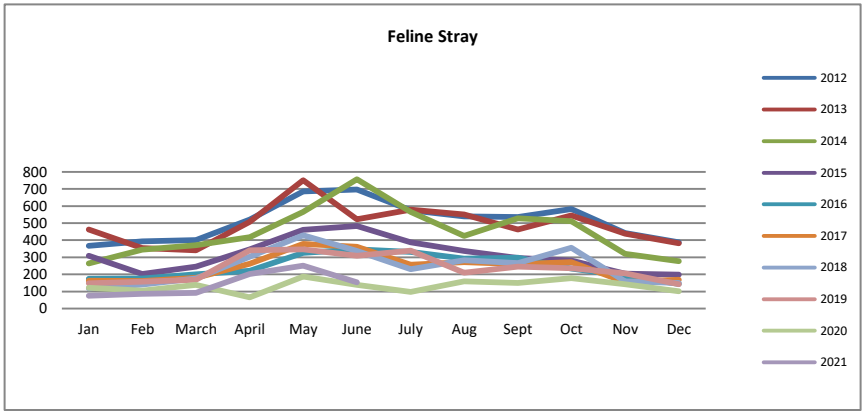
Feline Stray
800
700
600
500
400
300
200
100
0
Jan
Feb
March
April
May
June
July
Aug
Sept
Oct
Nov
Dec
2012
2013
2014
2015
2016
2017
2018
2019
2020
2021

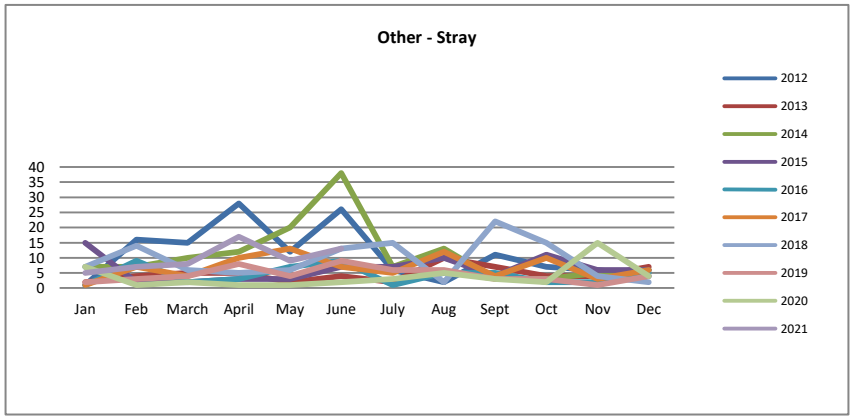
Other - Stray
40
35
30
25
20
15
10
5
0
Jan
Feb
March
April
May
June
July
Aug
Sept
Oct
Nov
Dec
2012
2013
2014
2015
2016
2017
2018
2019
2020
2021

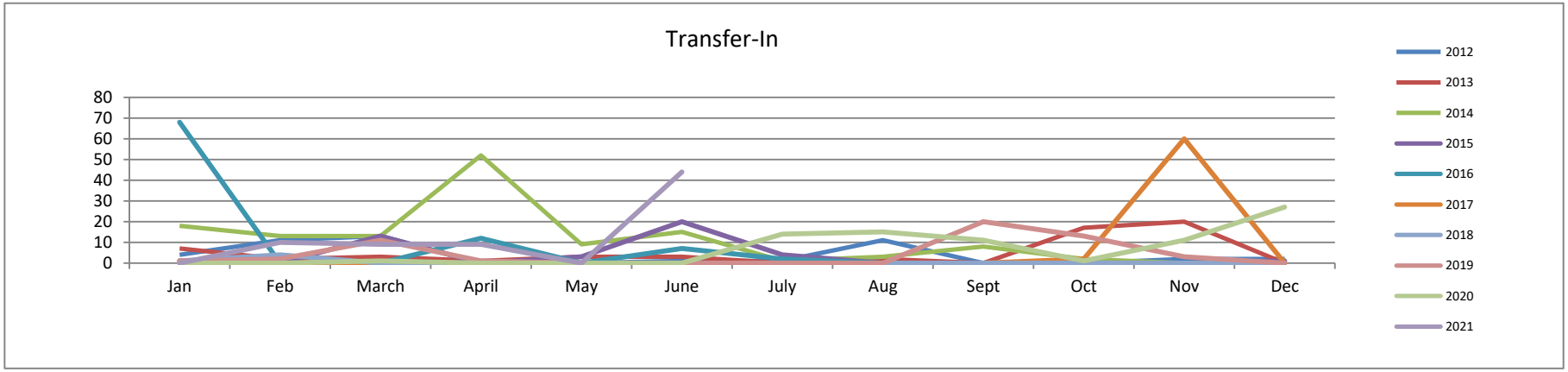
Transfer-In
80
70
60
50
40
30
20
10
0
Jan
Feb
March
April
May
June
July
Aug
Sept
Oct
Nov
Dec
2012
2013
2014
2015
2016
2017
2018
2019
2020
2021

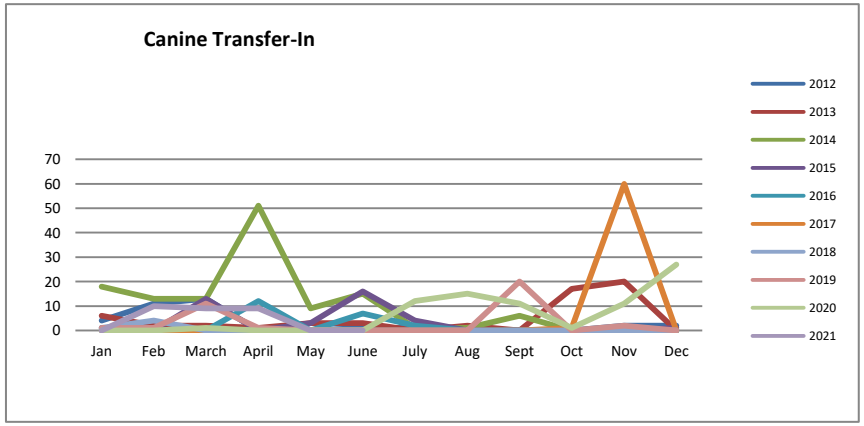
Canine Transfer-In
70
60
50
40
30
20
10
0
Jan
Feb
March
April
May
June
July
Aug
Sept
Oct
Nov
Dec
2012
2013
2014
2015
2016
2017
2018
2019
2020
2021

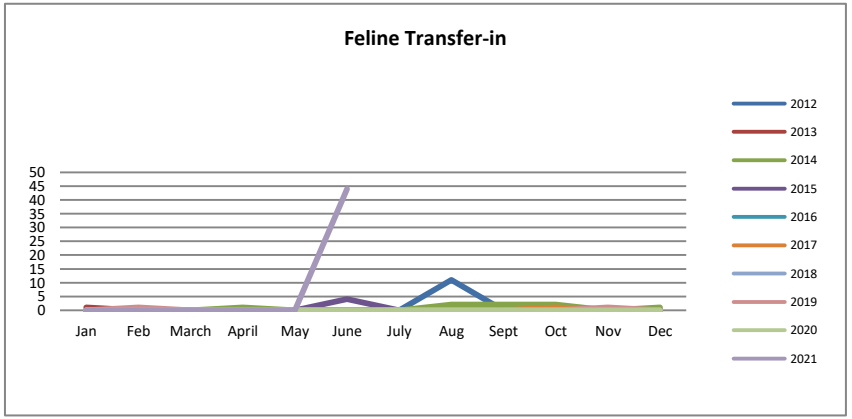
Feline Transfer-in
50
45
40
35
30
25
20
15
10
5
0
Jan
Feb
March
April
May
June
July
Aug
Sept
Oct
Nov
Dec
2012
2013
2014
2015
2016
2017
2018
2019
2020
2021

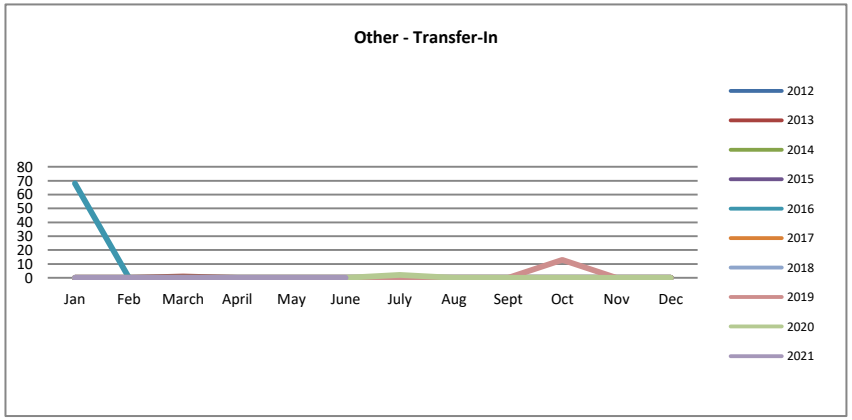
Other - Transfer-In
80
70
60
50
40
30
20
10
0
Jan
Feb
March
April
May
June
July
Aug
Sept
Oct
Nov
Dec
2012
2013
2014
2015
2016
2017
2018
2019
2020
2021

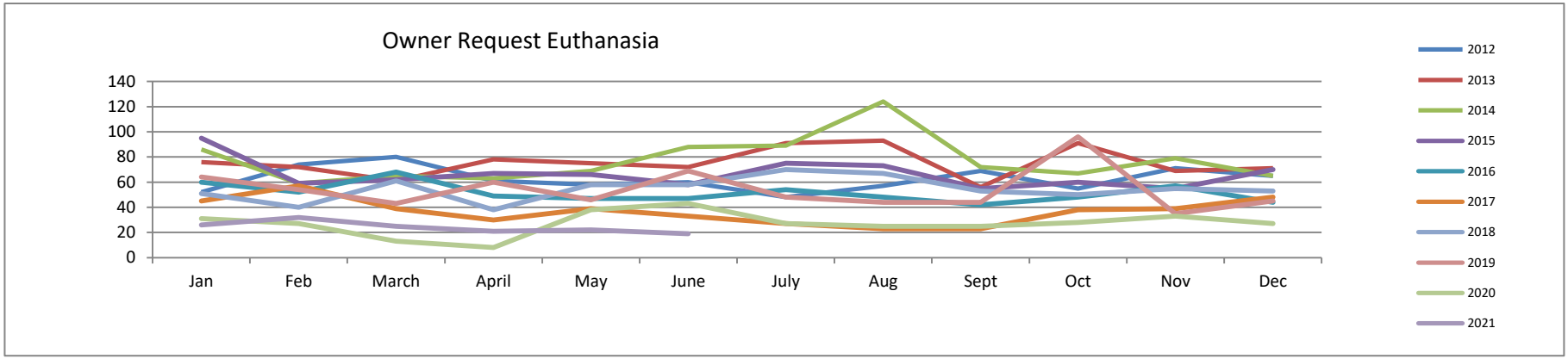
Owner Request Euthanasia
140
120
100
80
60
40
20
0
Jan
Feb
March
April
May
June
July
Aug
Sept
Oct
Nov
Dec
2012
2013
2014
2015
2016
2017
2018
2019
2020
2021

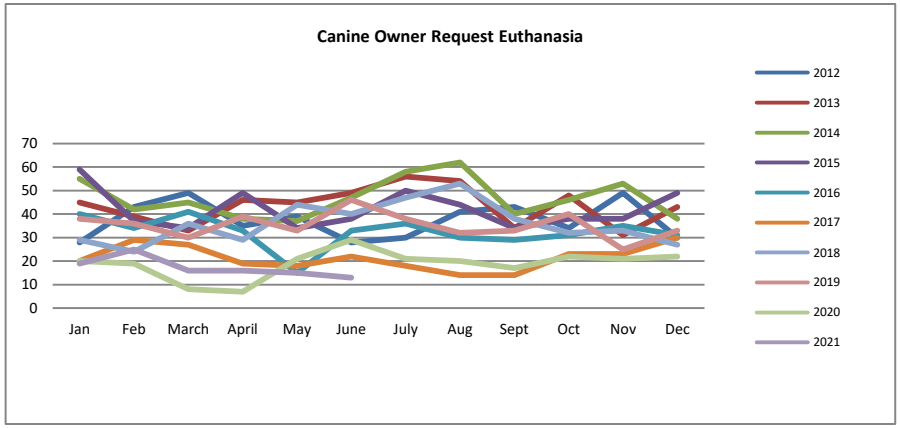
Canine Owner Request Euthanasia
70
60
50
40
30
20
10
0
Jan
Feb
March
April
May
June
July
Aug
Sept
Oct
Nov
Dec
2012
2013
2014
2015
2016
2017
2018
2019
2020
2021

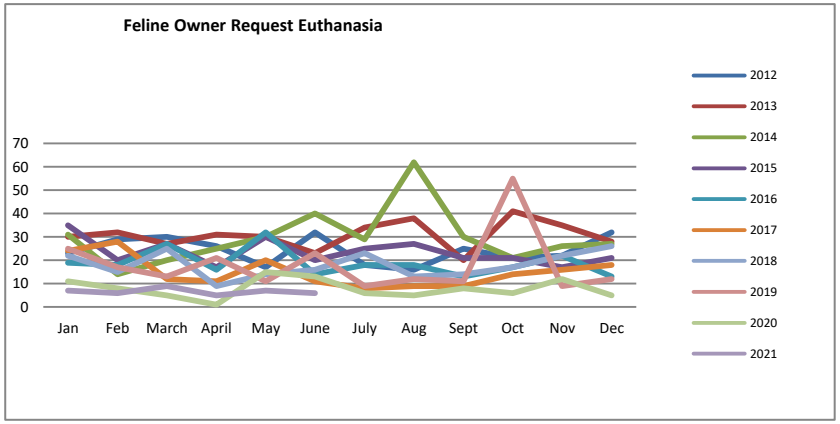
Feline Owner Request Euthanasia
70
60
50
40
30
20
10
0
Jan
Feb
March
April
May
June
July
Aug
Sept
Oct
Nov
Dec
2012
2013
2014
2015
2016
2017
2018
2019
2020
2021

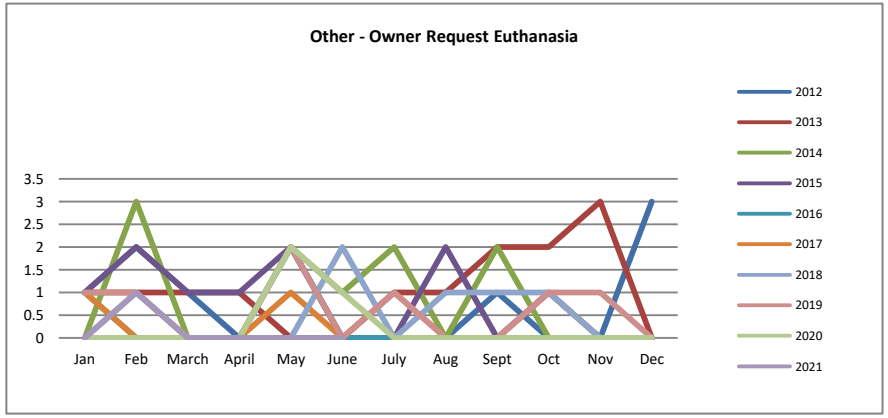
Other - Owner Request Euthanasia
3.5
3
2.5
2
1.5
1
0.5
0
Jan
Feb
March
April
May
June
July
Aug
Sept
Oct
Nov
Dec
2012
2013
2014
2015
2016
2017
2018
2019
2020
2021

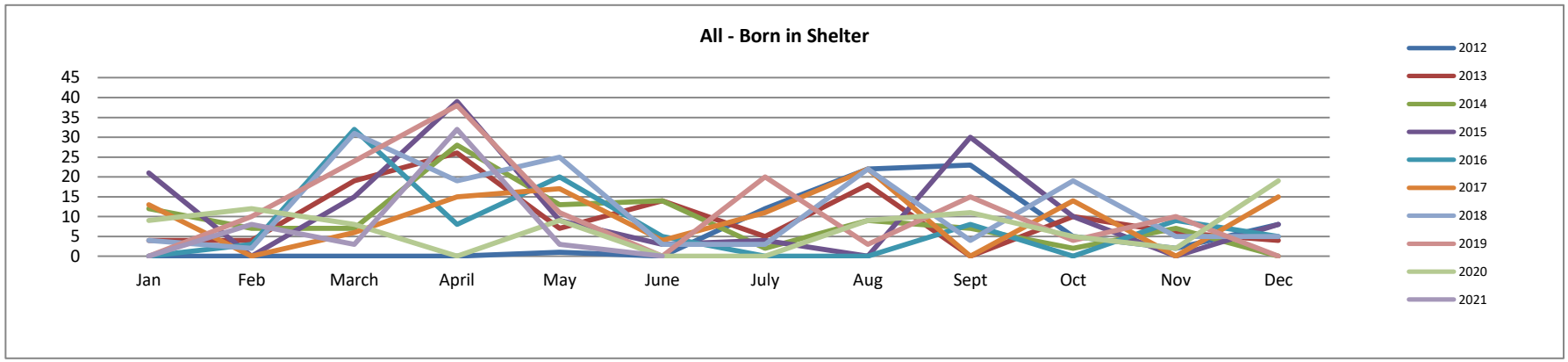
All - Born in Shelter
45
40
35
30
25
20
15
10
5
0
Jan
Feb
March
April
May
June
July
Aug
Sept
Oct
Nov
Dec
2012
2013
2014
2015
2016
2017
2018
2019
2020
2021

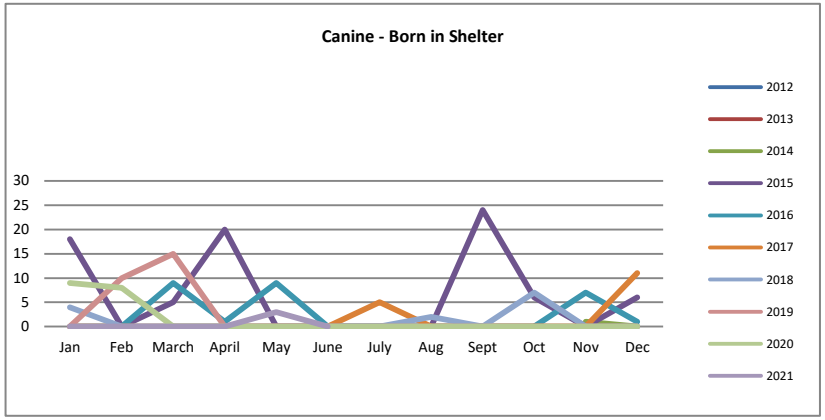
Canine - Born in Shelter
30
25
20
15
10
5
0
Jan
Feb
March
April
May
June
July
Aug
Sept
Oct
Nov
Dec
2012
2013
2014
2015
2016
2017
2018
2019
2020
2021

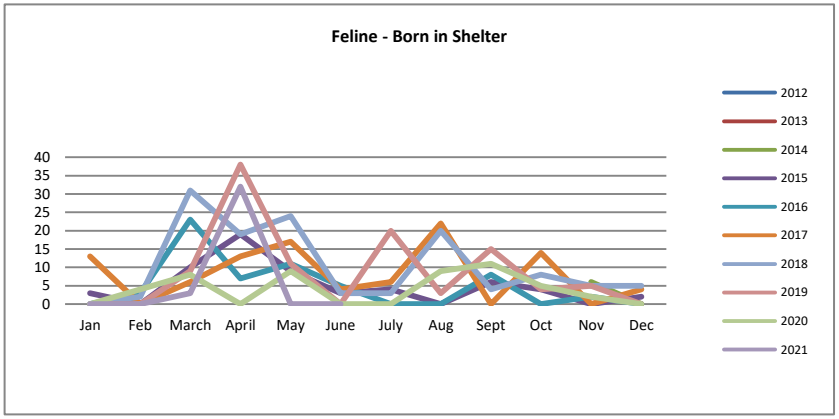
Feline - Born in Shelter
40
35
30
25
20
15
10
5
0
Jan
Feb
March
April
May
June
July
Aug
Sept
Oct
Nov
Dec
2012
2013
2014
2015
2016
2017
2018
2019
2020
2021

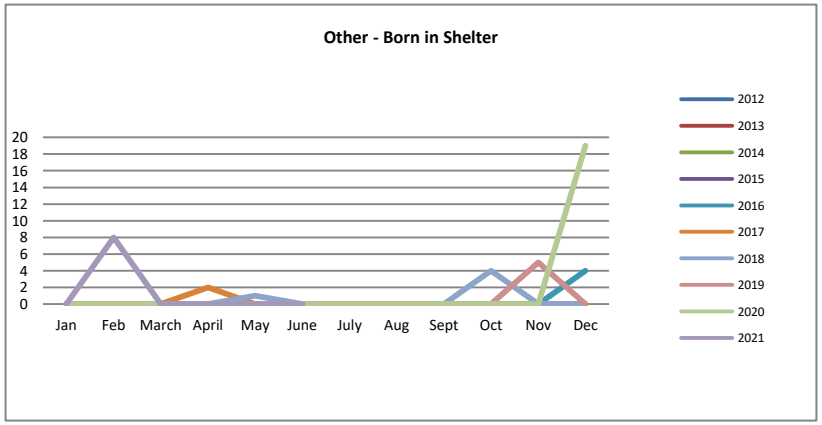
Other - Born in Shelter
20
18
16
14
12
10
8
6
4
2
0
Jan
Feb
March
April
May
June
July
Aug
Sept
Oct
Nov
Dec
2012
2013
2014
2015
2016
2017
2018
2019
2020
2021