Halifax Humane Society (HHS) Animal Metrics

Outcome Data Analysis

HHS Adoptions, Transfers and Return to Owner (RTO) are all in direct correlation to the decrease shown at intake. This means, that less animals coming in will ultimately affect the number available for outcomes. While the raw numbers *may* show a decline, in actuality, outcome category percentages compared to intake are showing positive trends overall respectively.

Through great efforts, Adoption compared to intake continues to increase each year showing 2020 at 71%. Transfer-out percentages compared to intake in 2020 reflect a decrease to 9% due COVID-19 interruptions. Focus is directed to increase network abilities including the help of social media. **Additional comparisons reflect Transfer's compared to Animal Intake have significantly increased since 2012.**

Return to Owner (RTO) metrics are in direct correlation to the overall reduced intake. Upon further examination, this percentage compared to intake has experienced a slight incline, however is still reflecting positive gains in this area also. Efforts made in 2015 resulted with the addition of lost animal page going live on the HHS website.

Euthanasia numbers continue to decline bringing HHS closer to achieving its goal of responsibly finding positive outcomes for as many place-able animals as possible. **2020 shows a -67% decrease from 2019 and a -94% decrease from 2012**. With comparison to Intake, this is the one category where a decrease is the desired results and comparisons are showing a steady decline each year. Through increased program application, HHS has turned the corner from being a shelter that was only reactive to the overwhelming number of animal entering the shelter each year to a proactive approach of addressing the real issues at hand, pet overpopulation.

The following pages contain a detailed breakdown of outcome categories. Reporting is completed on a monthly basis and may vary slightly from end of year totals as corrections are made.

Outcomes Compared to Intake

Complete years: 2012 to 2020



	Adoption/Intake	Transfer/Intake	RTO/Intake	Euthanasia/Intake
2012	30%	4%	5.8%	56%
2013	33%	6%	6.5%	51%
2014	32%	10%	7.8%	45%
2015	38%	11%	8.3%	39%
2016	42%	11%	10.5%	35%
2017	43%	8%	9.6%	29%
2018	49%	10%	8.4%	23%
2019	50%	13%	9.9%	19%
2020	71%	9%	10.1%	8%

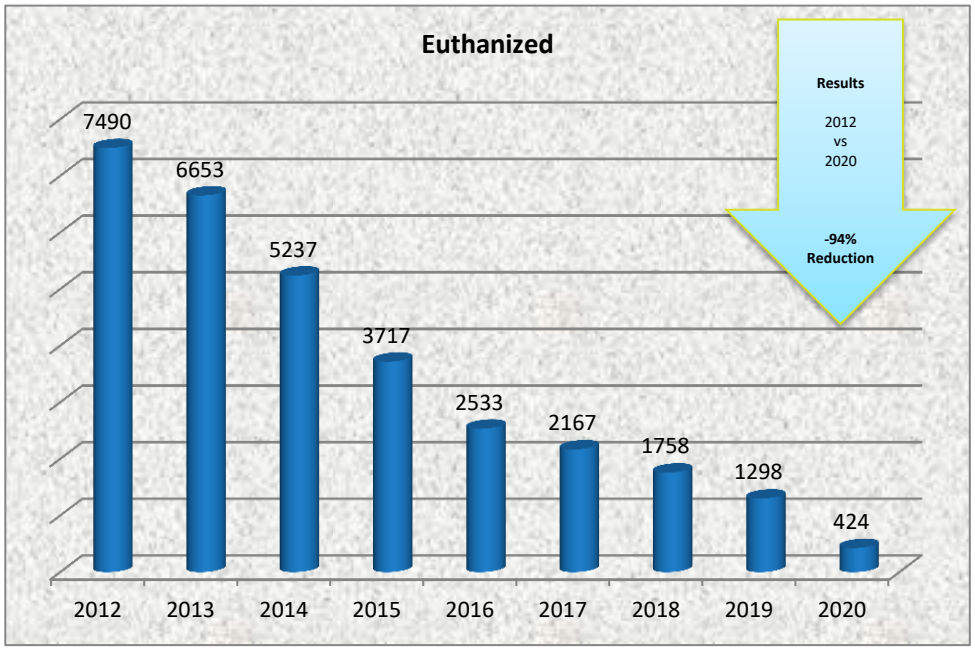

Halifax Humane Society All Animal Outcome Comparatives (not including PTSOR or Clinic)

Animal Adoptions - All

	2012	2013	2014	2015	2016	2017	2018	2019	2020	2021
Jan	281	368	340	307	270	255	295	246	392	300
Feb	273	344	356	293	220	198	264	259	306	276
March	286	349	310	270	241	211	322	225	238	271
April	334	302	300	290	197	181	234	252	129	321
May	374	389	311	313	277	248	320	208	255	298
June	317	301	278	340	246	236	378	253	219	433
July	381	428	292	295	256	339	312	303	304	
Aug	339	302	322	277	211	283	273	316	260	
Sept	295	301	310	286	251	235	334	300	352	
Oct	358	349	289	332	208	361	309	317	385	
Nov	386	397	308	308	287	287	311	374	405	
Dec	406	441	331	292	327	338	317	343	359	
Total	4030	4271	3747	3603	2991	3172	3669	3396	3604	1899
Daily Avg	11	11.7	10.2	9.8	8.1	8.6	10	9.3	9.8	

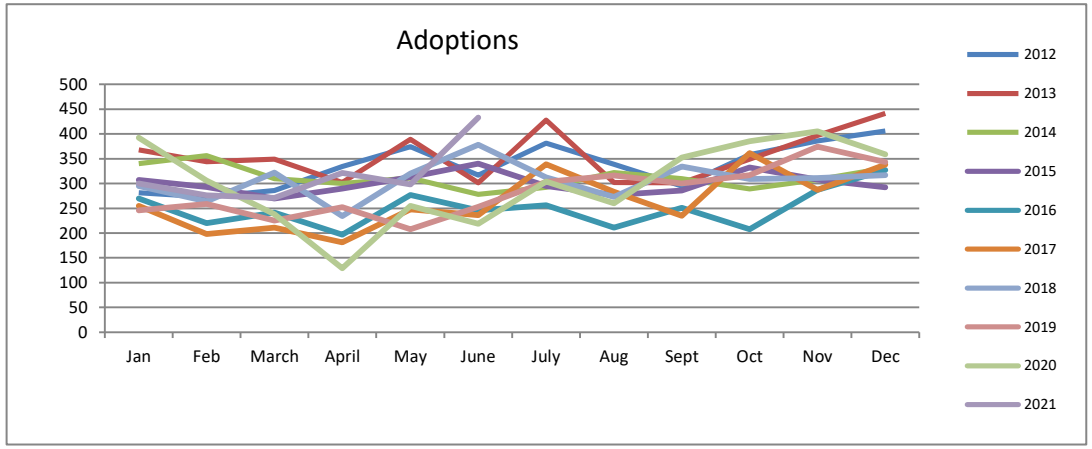

Adoptions-Canine

	2012	2013	2014	2015	2016	2017	2018	2019	2020	2021
Jan	158	205	211	181	115	136	161	111	152	125
Feb	180	198	187	167	102	95	136	113	128	153
March	177	215	189	182	123	108	184	121	147	124
April	206	201	166	155	100	97	124	133	53	133
May	221	213	150	182	143	115	151	106	114	130
June	208	162	151	184	109	124	163	124	99	169
July	179	258	143	162	128	150	147	139	108	
Aug	204	169	172	123	138	126	130	140	108	
Sept	178	191	170	148	142	118	143	110	122	
Oct	217	221	160	177	121	136	125	114	121	
Nov	209	229	150	154	147	130	130	160	127	
Dec	196	216	147	148	158	174	127	141	147	
Total	2333	2478	1996	1963	1526	1509	1721	1512	1426	834
Daily Avg	6.3	6.7	5.4	5.3	4.1	4.1	4.7	4.1	3.9	

Adoptions-Feline

	2012	2013	2014	2015	2016	2017	2018	2019	2020	2021
Jan	114	155	124	118	150	108	114	134	231	153
Feb	80	143	120	122	107	91	98	146	172	108
March	93	126	116	79	109	96	120	103	83	115
April	110	95	116	128	86	73	85	118	73	168
May	144	169	146	121	129	120	147	98	138	151
June	94	128	121	152	133	104	199	115	118	236
July	185	160	149	125	122	175	151	152	179	
Aug	127	123	150	142	63	145	131	170	136	
Sept	105	99	130	133	87	105	164	172	216	
Oct	124	119	124	143	74	205	168	187	247	
Nov	169	152	147	148	129	149	180	194	256	
Dec	198	220	176	135	152	153	187	192	186	
Total	1543	1689	1619	1546	1341	1524	1744	1781	2035	931
Daily Avg	4.2	4.6	4.4	4.2	3.6	4.1	4.7	4.8	5.5	

Adoptions-Other

	2012	2013	2014	2015	2016	2017	2018	2019	2020	2021
Jan	9	8	5	8	5	11	20	1	9	22
Feb	13	3	49	4	11	12	30	0	6	15
March	16	8	5	9	9	7	18	1	8	32
April	18	6	18	7	11	11	25	1	3	20
May	9	7	15	10	5	13	22	4	3	17
June	15	11	6	4	4	8	16	14	2	28
July	17	10	0	8	6	14	14	12	17	
Aug	8	10	0	12	10	12	12	6	16	
Sept	12	11	10	5	22	12	27	18	14	
Oct	17	9	5	12	13	20	16	16	17	
Nov	8	16	11	6	11	8	1	20	22	
Dec	12	5	8	9	17	11	3	10	26	
Total	154	104	132	94	124	139	204	103	143	134
Daily Avg	0.42	0.28	0.36	0.25	0.33	0.38	0.55	0.28	0.39	

Anomaly

February 2014 reflects a 59 animal (assorted birds, reptiles) seizure from one location.
January 2016 - Mid April 2016 Large Dog Adoption Kennel Renovation.
August 2016 Cat adoptions impacted by Panleukopenia outbreak
October 2016 - Hurricane Matthew
September 2017 - Hurricane Irma
Oct 2018 - June 2019 - Shelter Reconstruction Project affects Critter Room
March 30, 2020-May 4, 2020 - Shelter closed to Public COVID-19
May 5, 2020- April 2021- Modified open, appointment only due to COVID-19

Meet Your Match

August 2012 - Implement full Feline-ality Program

September 2012 - Implement full Canine-ality Program

Transfer Out - All

	2012	2013	2014	2015	2016	2017	2018	2019	2020	2021
Jan	61	55	78	98	157	12	59	49	57	16
Feb	44	34	48	52	116	15	56	65	54	11
March	64	81	84	89	44	32	75	62	74	38
April	62	52	126	90	60	32	94	125	35	85
May	29	61	124	54	62	56	68	73	34	44
June	42	43	112	109	91	99	72	77	23	19
July	57	54	167	129	39	67	61	62	31	
Aug	26	71	87	68	59	29	60	121	17	
Sept	10	59	126	133	22	137	45	61	34	
Oct	42	133	81	95	70	32	73	58	40	
Nov	22	46	87	53	53	55	62	93	11	
Dec	13	82	76	93	39	28	66	51	21	
Total	472	771	1196	1063	812	594	791	897	431	213
Daily Avg	1.2	2.1	3.2	2.9	2.2	1.6	2.1	2.4	1.1	

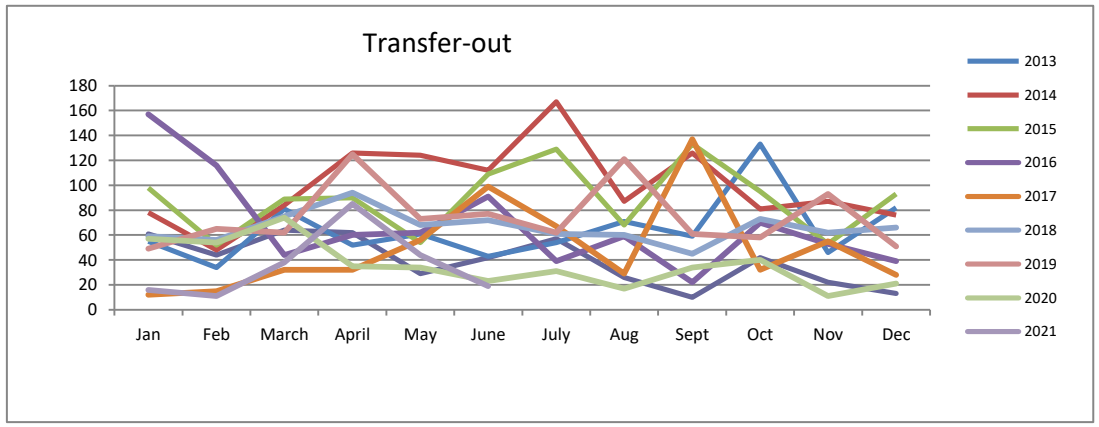

Transfer Out - Canine

	2012	2013	2014	2015	2016	2017	2018	2019	2020	2021
Jan	7	18	19	29	47	6	14	8	26	12
Feb	5	11	13	16	45	10	8	13	17	7
March	13	7	11	26	10	21	10	28	16	11
April	15	19	40	11	22	12	9	24	12	39
May	6	31	22	18	3	12	6	8	1	8
June	15	10	22	19	3	17	3	12	9	2
July	6	21	47	34	7	13	20	14	7	
Aug	11	18	27	26	13	7	27	20	1	
Sept	5	22	28	24	2	57	12	27	8	
Oct	18	20	20	11	16	9	18	11	4	
Nov	5	18	20	18	17	9	22	16	3	
Dec	9	18	18	46	4	2	19	12	8	
Total	115	213	287	278	189	175	168	193	112	79
Daily Avg	0.31	0.58	0.78	0.76	0.51	0.47	0.46	0.52	0.3	

Transfer Out - Feline

	2012	2013	2014	2015	2016	2017	2018	2019	2020	2021
Jan	51	22	23	58	26	6	45	38	31	4
Feb	38	12	19	31	54	3	46	49	36	4
March	51	55	60	49	32	11	43	33	56	27
April	41	25	67	55	34	20	83	90	23	45
May	16	24	77	28	47	40	61	62	33	36
June	4	26	87	79	75	63	69	60	14	17
July	19	18	65	42	18	48	41	41	24	
Aug	10	28	42	30	39	12	19	86	15	
Sept	1	21	77	86	20	79	28	28	24	
Oct	4	64	59	71	52	22	55	25	36	
Nov	2	28	47	33	36	28	24	70	8	
Dec	2	34	46	27	34	26	42	20	9	
Total	239	357	669	589	467	358	556	602	309	133
Daily Avg	0.65	0.97	1.8	1.6	1.2	0.98	1.52	1.64	0.84	

Transfers Out - Other

	2012	2013	2014	2015	2016	2017	2018	2019	2020	2021
Jan	3	16	36	11	84	0	0	3	0	0
Feb	1	11	16	5	17	2	2	3	1	0
March	0	18	13	14	2	0	22	1	2	0
April	6	8	19	24	4	0	2	11	0	1
May	7	5	25	8	12	4	1	3	0	0
June	23	7	3	11	13	19	0	5	0	0
July	32	15	55	53	14	6	0	7	0	
Aug	5	25	18	12	7	10	14	15	1	
Sept	4	16	21	23	0	1	5	6	2	
Oct	20	49	2	13	2	1	0	22	0	
Nov	15	1	20	2	0	18	16	7	0	
Dec	2	30	12	20	1	0	5	19	4	
Total	118	201	240	196	156	61	67	102	10	1
Daily Avg	0.32	0.55	0.65	0.53	0.42	0.16	0.18	0.27	0.02	

Anomaly

January 2016 - 68 Rabbit Intake/Transfer from NC Shelter.

January-April 2016 - Large Dog Adoption Kennel Renovation.

October 2016 - Hurricane Matthew.

September 2017 - Hurricane Irma.

September 2019 - Hurricane Dorian.

March 30-May/4 - Shelter closed to Public COVID-19

Return to Owner - All

	2012	2013	2014	2015	2016	2017	2018	2019	2020	2021
Jan	57	62	84	72	71	62	63	53	53	48
Feb	70	75	63	74	62	58	43	61	48	30
March	82	105	63	72	75	47	68	44	55	54
April	63	65	64	73	55	58	61	38	21	60
May	60	68	101	87	62	48	43	45	30	38
June	66	74	77	55	58	59	69	55	32	41
July	70	74	83	65	67	65	39	56	51	
Aug	50	56	68	54	69	47	45	60	42	
Sept	59	48	58	60	62	57	33	52	38	
Oct	55	75	109	65	59	66	57	80	49	
Nov	68	68	62	65	55	73	60	69	50	
Dec	72	84	76	52	63	67	54	63	42	
Total	772	854	908	794	758	707	635	676	511	271
Daily Avg	2.1	2.3	2.4	2.1	2	1.9	1.7	1.8	1.4	

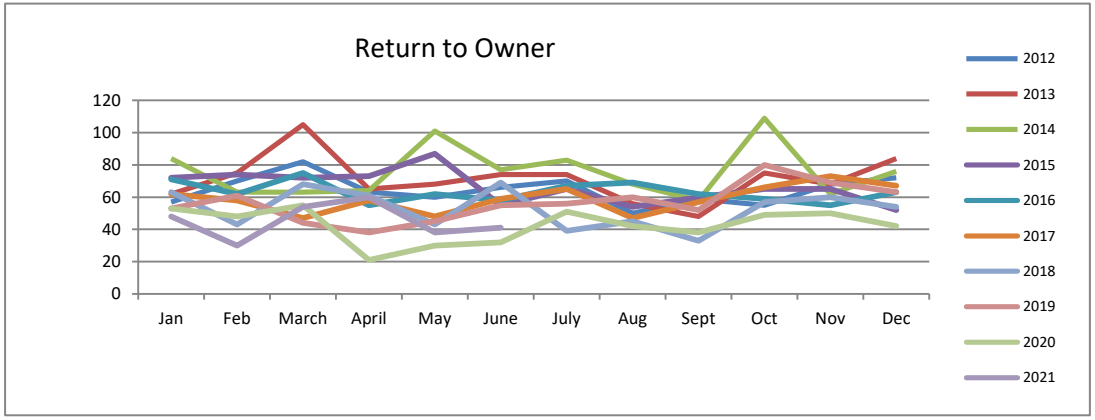

Return to Owner - Canine

	2012	2013	2014	2015	2016	2017	2018	2019	2020	2021
Jan	43	51	76	57	65	53	57	46	46	43
Feb	55	65	53	58	48	49	40	54	44	27
March	70	72	49	65	66	40	57	41	49	54
April	53	50	50	63	46	48	50	33	20	54
May	47	54	83	58	48	37	34	32	28	30
June	55	52	59	48	53	57	63	49	31	33
July	59	60	71	55	49	60	34	52	51	
Aug	46	49	56	45	54	44	43	50	38	
Sept	49	45	46	56	43	52	31	50	34	
Oct	48	61	93	58	55	58	52	70	44	
Nov	55	57	55	56	44	63	57	61	35	
Dec	66	72	63	48	54	55	48	54	40	
Total	646	688	754	667	625	616	566	592	460	241
Daily Avg	1.7	1.8	2	1.8	1.7	1.6	1.5	1.6	1.2	

Return to Owner - Feline

	2012	2013	2014	2015	2016	2017	2018	2019	2020	2021
Jan	14	11	8	15	5	9	6	6	7	4
Feb	15	10	10	16	13	7	3	7	4	3
March	12	32	12	7	9	6	10	3	6	0
April	10	15	14	9	9	10	11	5	1	5
May	13	14	18	29	12	9	9	9	2	5
June	11	22	18	7	4	2	6	6	0	8
July	7	14	11	10	13	5	4	4	0	
Aug	3	7	11	7	15	3	2	10	3	
Sept	9	3	12	4	19	2	2	2	4	
Oct	7	14	16	7	4	7	3	10	5	
Nov	13	9	7	9	10	10	1	6	10	
Dec	6	12	13	4	8	11	6	7	2	
Total	120	163	150	124	121	81	63	75	44	25
Daily Avg	0.32	0.44	0.41	0.33	0.33	0.22	0.17	0.2	0.12	

Return to Owner - Other

	2012	2013	2014	2015	2016	2017	2018	2019	2020	2021
Jan	0	0	0	0	1	0	0	1	0	1
Feb	0	0	0	0	1	2	0	0	0	0
March	0	1	2	0	0	1	1	0	0	0
April	0	0	0	1	0	0	0	0	0	1
May	0	0	0	0	2	2	0	4	0	3
June	0	0	0	0	1	0	0	0	1	0
July	4	0	1	0	5	0	1	0	0	
Aug	1	0	1	2	0	0	0	0	1	
Sept	1	0	0	0	0	3	0	0	0	
Oct	0	0	0	0	0	1	2	0	0	
Nov	0	2	0	0	1	0	2	2	5	
Dec	0	0	0	0	1	1	0	2	0	
Total	6	3	4	3	12	10	6	9	7	5
Daily Avg										

Anomaly

March 30, 2020-May 4, 2020 - Shelter closed to Public COVID-19

Euthanasia - All

	2012	2013	2014	2015	2016	2017	2018	2019	2020	2021
Jan	410	524	285	276	148	220	86	72	71	34
Feb	518	369	324	191	175	136	110	73	41	24
March	487	330	374	192	133	116	151	79	54	13
April	666	466	285	183	134	147	198	144	19	38
May	702	649	518	417	218	257	248	163	27	47
June	831	675	764	511	258	256	170	117	36	39
July	663	690	583	431	291	246	181	143	14	
Aug	755	701	531	448	381	258	112	217	36	
Sept	673	663	464	382	255	176	129	55	31	
Oct	757	643	507	272	218	121	168	82	39	
Nov	527	556	307	213	192	126	155	75	29	
Dec	501	387	295	201	130	108	50	78	27	
Total	7490	6653	5237	3717	2533	2167	1758	1298	424	195
Daily Avg	20.5	18.2	14.3	10.1	6.9	5.9	4.8	3.5	1.1	

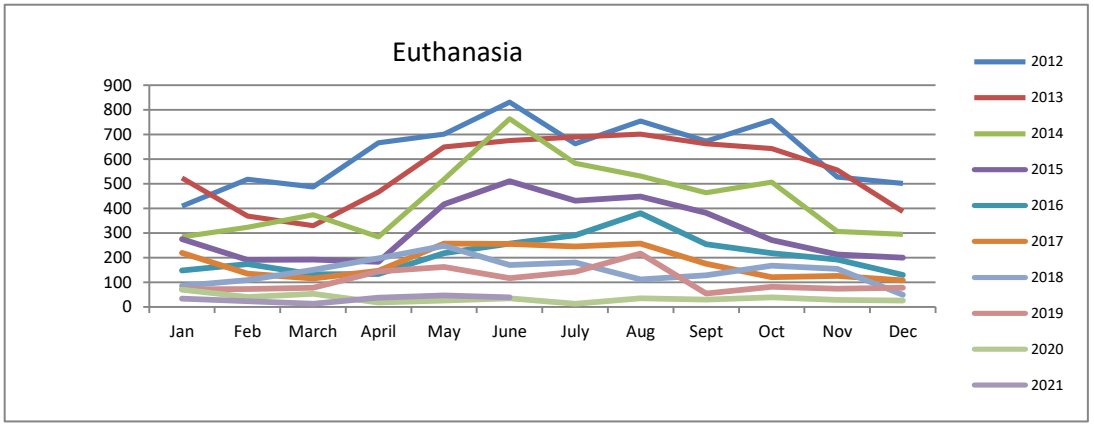

Euthanasia - Canine

	2012	2013	2014	2015	2016	2017	2018	2019	2020	2021
Jan	63	67	75	54	30	36	21	11	15	16
Feb	82	36	43	30	38	36	19	14	17	6
March	93	50	49	29	38	35	15	15	37	5
April	104	45	36	23	40	33	10	26	9	16
May	53	67	51	55	50	40	27	14	11	10
June	105	71	81	42	36	36	23	19	16	16
July	80	59	87	55	42	57	23	14	4	
Aug	107	66	76	58	49	53	15	20	11	
Sept	82	70	75	64	36	35	19	11	15	
Oct	95	38	51	54	36	12	29	15	16	
Nov	81	45	63	56	44	23	21	16	8	
Dec	59	50	52	68	43	31	9	20	10	
Total	1004	664	739	588	482	427	231	195	169	69
Daily Avg	2.7	1.8	2	1.6	1.3	1.1	0.6	0.5	0.46	

Euthanasia - Feline

	2012	2013	2014	2015	2016	2017	2018	2019	2020	2021
Jan	332	441	185	211	112	180	59	58	51	6
Feb	419	328	266	152	131	95	62	56	23	16
March	377	268	314	159	94	75	65	56	16	7
April	535	399	240	156	87	104	120	113	9	19
May	632	565	439	360	164	210	190	144	14	36
June	712	596	676	465	221	211	131	97	20	20
July	575	599	491	367	248	178	144	127	10	
Aug	634	616	449	382	330	199	94	193	23	
Sept	583	564	386	316	218	140	107	42	15	
Oct	657	568	449	213	180	104	132	64	22	
Nov	442	489	241	149	148	98	130	58	18	
Dec	429	323	234	124	85	73	33	56	16	
Total	6327	5756	4370	3054	2018	1667	1267	1064	237	104
Daily Avg	17.3	15.7	11.9	8.3	5.5	4.5	3.4	2.9	0.6	

Euthanasia - Other

	2012	2013	2014	2015	2016	2017	2018	2019	2020	2021
Jan	15	16	25	11	6	4	6	3	5	12
Feb	17	5	15	9	6	5	29	3	1	2
March	17	12	11	4	1	6	71	8	1	1
April	27	22	9	4	7	10	68	5	1	3
May	17	17	28	2	4	7	31	5	2	1
June	14	8	7	4	1	9	16	1	0	3
July	8	32	5	9	1	11	14	2	0	
Aug	14	19	6	8	2	6	3	4	2	
Sept	8	29	3	2	1	1	3	2	1	
Oct	5	37	7	5	2	5	7	3	1	
Nov	4	22	3	8	0	5	4	1	3	
Dec	13	14	9	9	2	4	8	2	1	
Total	159	233	128	75	33	73	260	39	18	22
Daily Avg	0.43	0.63	0.35	0.2	0.09	0.2	0.7	0.1	0.04	

Disease Outbreaks
Spring/Summer months are reflective of increased intakes that coincide with Disease Outbreaks.

S/N Efforts
Redinger S/N Clinic opened in April 2012.

January 2017 reflects AC Hoarding Case 142 cats/1dog (poor health/Panluk)

March 2018 "Other" reflects AC 71 raccoons (disease)

September 2019 Disease Outbreak in Cats (Panleukopenia)

March 30, 2020-May 4, 2020 - Shelter closed to Public COVID-19

May 5, 2020- - April 2021 Modified open, appointment only due to COVID-19

DOA - All

	2012	2013	2014	2015	2016	2017	2018	2019	2020	2021
Jan	15	32	29	18	14	63	11	17	14	10
Feb	28	35	22	14	16	16	18	11	16	12
March	26	30	24	15	13	23	13	15	19	10
April	24	30	31	9	16	14	42	19	10	17
May	27	34	23	17	16	19	25	14	8	9
June	12	23	19	12	18	21	20	12	15	10
July	37	22	16	22	11	14	26	8	13	
Aug	26	31	21	11	6	17	26	15	14	
Sept	18	19	15	23	13	22	17	10	14	
Oct	24	29	22	9	16	23	15	11	11	
Nov	16	21	13	20	15	11	10	16	17	
Dec	27	32	24	18	20	24	21	6	13	
Total	280	338	259	188	174	267	244	154	164	68
Daily Avg	0.76	0.92	0.7	0.51	0.47	0.73	0.66	0.42	0.44	

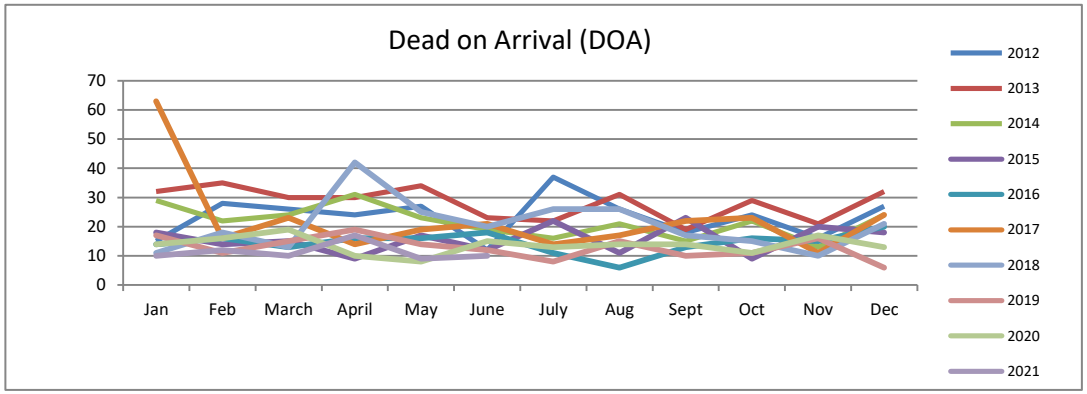

DOA - Canine

	2012	2013	2014	2015	2016	2017	2018	2019	2020	2021
Jan	3	11	8	6	6	15	9	11	6	7
Feb	11	13	9	7	9	10	10	5	6	9
March	12	12	11	9	6	8	6	8	9	5
April	8	5	14	7	5	4	7	11	5	7
May	8	13	9	8	2	9	7	5	4	4
June	5	8	4	6	8	8	3	6	2	5
July	8	3	9	8	5	5	11	4	6	
Aug	5	15	7	6	2	8	10	11	6	
Sept	9	6	7	12	4	9	7	5	11	
Oct	14	8	8	6	8	10	6	5	2	
Nov	4	6	7	7	9	5	4	7	7	
Dec	15	16	15	7	10	10	11	2	7	
Total	102	116	108	89	74	101	91	80	71	37
Daily Avg	0.27	0.31	0.29	0.24	0.2	0.27	0.24	0.21	0.19	

DOA - Feline

	2012	2013	2014	2015	2016	2017	2018	2019	2020	2021
Jan	7	8	18	11	7	47	2	5	6	2
Feb	10	17	9	7	4	6	4	5	10	1
March	6	8	8	4	6	13	4	7	8	4
April	3	9	13	1	4	9	30	8	4	9
May	10	7	11	8	9	10	15	6	2	5
June	5	9	13	5	8	8	14	4	9	5
July	8	11	4	3	5	8	15	3	7	
Aug	14	6	12	5	4	8	15	4	6	
Sept	4	5	8	9	7	13	8	5	3	
Oct	6	11	12	3	8	12	8	4	7	
Nov	9	5	5	12	5	6	6	9	9	
Dec	7	10	9	11	10	13	9	4	6	
Total	89	106	122	79	77	153	130	64	77	26
Daily Avg	0.24	0.29	0.33	0.21	0.21	0.41	0.35	0.17	0.21	

DOA -Other

	2012	2013	2014	2015	2016	2017	2018	2019	2020	2021
Jan	5	13	3	1	1	1	0	1	2	1
Feb	7	5	4	0	3	0	4	1	0	2
March	8	10	5	2	1	2	3	0	2	1
April	13	16	4	1	7	1	5	0	1	1
May	9	14	3	1	5	0	3	3	2	0
June	2	6	2	1	2	5	3	2	4	0
July	21	8	3	11	1	1	0	1	0	
Aug	7	10	2	0	0	1	1	0	2	
Sept	5	8	0	2	2	0	2	0	0	
Oct	4	10	2	0	0	1	1	2	2	
Nov	3	10	1	1	1	0	0	0	1	
Dec	5	6	0	0	0	1	1	0	0	
Total	89	116	29	20	23	13	23	10	16	5
Daily Avg	0.24	0.31	0.07	0.05	0.06	0.03	0.06	0.02	0.04	

January 2017 reflects AC Hoarding Case 142 cats/1dog (poor health/Panluk & **36 DOA**)

Died in Shelter - All

	2012	2013	2014	2015	2016	2017	2018	2019	2020	2021
Jan	4	7	6	7	13	5	7	14	12	11
Feb	2	13	4	3	1	4	5	6	6	1
March	2	18	13	4	13	6	16	15	11	7
April	5	19	21	32	7	13	29	37	7	21
May	18	25	9	15	22	24	46	40	10	25
June	15	29	11	17	26	24	59	53	8	3
July	16	65	6	20	11	24	41	56	7	
Aug	15	30	8	14	22	24	53	42	26	
Sept	16	18	8	17	22	11	71	29	8	
Oct	11	14	3	16	19	7	65	38	8	
Nov	9	3	13	8	21	17	40	18	12	
Dec	9	3	4	3	6	16	28	33	7	
Total	122	244	106	156	183	175	460	381	122	68
Daily Avg	0.33	0.66	0.29	0.42	0.5	0.47	1.26	1.04	0.33	

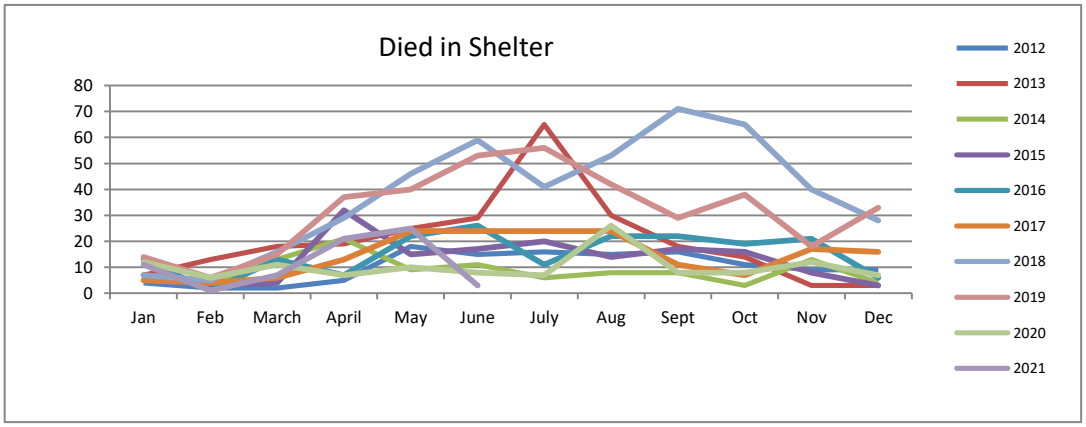

Died in Shelter - Canine

	2012	2013	2014	2015	2016	2017	2018	2019	2020	2021
Jan	1	3	1	2	2	0	2	3	5	1
Feb	0	1	1	0	0	0	1	2	0	0
March	1	1	2	0	4	1	1	6	0	2
April	1	3	4	9	1	1	3	8	0	0
May	2	2	1	6	0	3	1	1	0	1
June	1	6	3	0	1	6	4	1	2	0
July	1	5	0	2	1	7	2	0	0	
Aug	3	2	1	1	0	3	4	1	2	
Sept	0	4	2	10	0	0	3	0	1	
Oct	2	2	1	13	1	0	2	3	0	
Nov	4	0	1	0	0	1	4	0	1	
Dec	2	1	3	0	1	6	2	0	0	
Total	18	30	20	43	11	28	29	25	11	4
Daily Avg	0.04	0.08	0.05	0.11	0.03	0.07	0.07	0.06	0.03	

Died in Shelter- Feline

	2012	2013	2014	2015	2016	2017	2018	2019	2020	2021
Jan	1	4	4	5	7	5	5	11	7	3
Feb	1	12	3	3	1	4	4	4	6	1
March	1	16	9	4	9	4	15	9	10	4
April	1	15	16	21	6	10	26	29	7	21
May	5	21	7	8	22	21	43	39	9	23
June	13	23	7	15	25	18	55	52	6	3
July	14	59	6	17	10	17	39	56	7	
Aug	11	28	6	11	21	20	49	41	24	
Sept	16	11	6	6	22	11	66	29	7	
Oct	7	11	1	3	18	7	63	34	8	
Nov	4	0	11	6	21	15	35	17	11	
Dec	6	2	0	2	5	9	26	33	6	
Total	80	202	76	101	167	141	426	354	108	55
Daily Avg	0.21	0.55	0.2	0.27	0.45	0.38	1.16	0.96	0.29	

Died - Other

	2012	2013	2014	2015	2016	2017	2018	2019	2020	2021
Jan	2	0	1	0	4	0	0	0	0	7
Feb	1	0	0	0	0	0	0	0	0	0
March	0	1	2	0	0	1	0	0	1	1
April	3	1	1	2	0	2	0	0	0	0
May	11	2	1	1	0	0	2	0	1	1
June	1	0	1	2	0	0	0	0	0	0
July	1	1	0	1	0	0	0	0	0	
Aug	1	0	1	2	1	1	0	0	0	
Sept	0	3	0	1	0	0	2	0	0	
Oct	2	1	1	0	0	0	0	1	0	
Nov	1	3	1	2	0	1	1	1	0	
Dec	1	0	1	1	0	1	0	0	1	
Total	24	12	10	12	5	6	5	2	3	9
Daily Avg	0.06	0.03	0.02	0.03	0.01	0.01	0.01	0		

Disease Outbreaks

Spring/Summer months are reflective of increased intakes that coincide with Disease Outbreaks.

November 2013
Change to spot cleaning protocol.
Disposable Litter pans.

September 2015
Puppies died at birth.

October 2015
Puppies died at birth.

July 2017
Puppies died soon after birth.

Starting April 2018
Attempting to give more new born/un-weaned kittens with unknown prenatal care a chance.

Missing

	2012	2013	2014	2015	2016	2017	2018	2019	2020	2021
Jan	0	3	2	10	0	1	2	0	0	2
Feb	1	3	0	8	1	3	1	0	0	0
March	4	1	9	0	0	4	3	2	1	0
April	1	2	4	2	0	0	1	4	0	1
May	2	2	0	1	4	2	0	0	5	0
June	0	0	2	0	2	0	1	0	2	0
July	1	0	2	4	0	0	0	0	5	
Aug	1	0	0	0	1	0	0	1	1	
Sept	1	0	2	0	6	0	0	0	0	
Oct	2	0	0	0	1	1	3	0	0	
Nov	3	5	4	1	2	2	0	0	6	
Dec	0	5	1	2	2	1	0	0	0	
Total	16	21	26	28	19	14	11	7	20	3
Daily Avg	0.33	0.66	0.29	0.42	0.5	0.03	0.03	0.01	0.05	

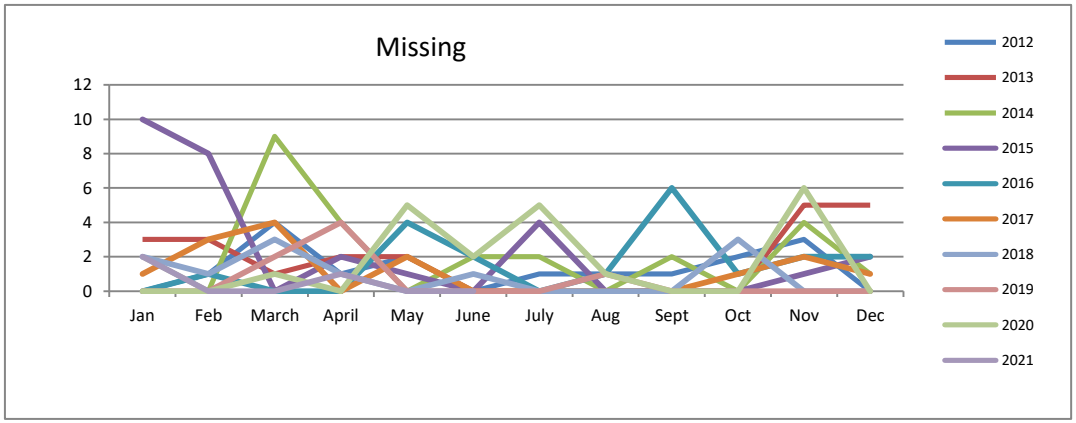

Missing - Canine

	2012	2013	2014	2015	2016	2017	2018	2019	2020	2021
Jan	0	2	1	0	0	0	0	0	0	0
Feb	0	0	0	0	0	0	1	0	0	0
March	0	0	0	0	0	1	0	0	0	0
April	1	0	0	1	0	0	0	1	0	0
May	0	1	0	0	0	0	0	0	0	0
June	0	0	0	0	2	0	0	0	1	0
July	0	0	0	1	0	0	0	0	1	
Aug	0	0	0	0	0	0	0	1	0	
Sept	1	0	2	0	2	0	0	0	0	
Oct	1	0	0	0	0	1	1	0	0	
Nov	0	0	0	1	1	0	0	0	0	
Dec	0	0	0	0	0	0	0	0	0	
Total	3	3	3	3	5	2	2	2	2	0
Daily Avg										

Missing- Feline

	2012	2013	2014	2015	2016	2017	2018	2019	2020	2021
Jan	0	1	1	10	0	1	2	0	0	2
Feb	1	3	2	8	1	3	0	0	0	0
March	3	1	9	0	0	3	3	2	1	0
April	0	2	4	1	0	0	1	3	0	1
May	2	1	2	1	4	2	0	0	5	0
June	0	0	2	0	0	0	1	0	1	0
July	1	0	2	3	0	0	0	0	4	
Aug	1	0	0	0	1	0	0	0	1	
Sept	0	0	0	0	4	0	0	0	0	
Oct	1	0	0	0	0	0	2	0	0	
Nov	3	5	4	0	1	0	0	0	6	
Dec	0	5	1	2	2	1	0	0	0	
Total	12	18	27	25	13	10	9	5	18	3
Daily Avg										

Missing - Other

	2012	2013	2014	2015	2016	2017	2018	2019	2020	2021
Jan	0	0	0	0		0	0	0	0	0
Feb	0	0	0	0		0	0	0	0	0
March	1	0	0	0		0	0	0	0	0
April	0	0	0	0		0	0	0	0	0
May	0	0	0	0		0	0	0	0	0
June	0	0	0	0		0	0	0	0	0
July	0	0	0	0		0	0	0	0	
Aug	0	0	0	0		0	0	0	0	
Sept	0	0	0	0		0	0	0	0	
Oct	0	0	0	0		0	0	0	0	
Nov	0	0	0	0		2	0	0	0	
Dec	0	0	0	0		0	0	0	0	
Total	1	0	0	0	0	2	0	0	0	0
Daily Avg										

Missing Characterizations Include:
Escaped in shelter
Escaped in Foster Care
Stolen
Equipment malfunction

March 2014
Combination of stolen/escaped

January/February 2015
Data entry corrections with Foster

May 2020
Data entry corrections with Foster

November 2020
Data entry corrections with Foster

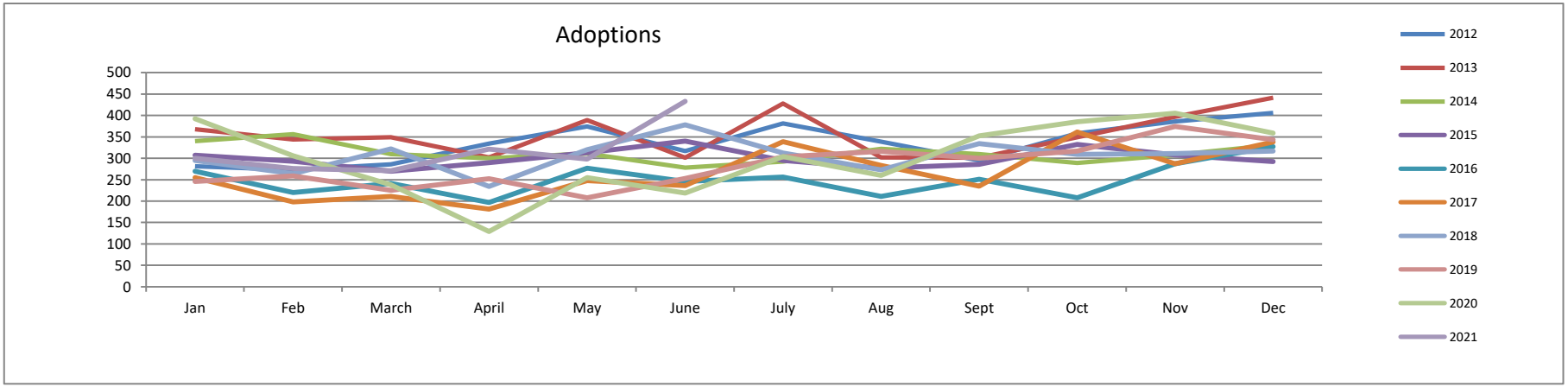
Adoptions
500
450
400
350
300
250
200
150
100
50
0
Jan
Feb
March
April
May
June
July
Aug
Sept
Oct
Nov
Dec
2012
2013
2014
2015
2016
2017
2018
2019
2020
2021

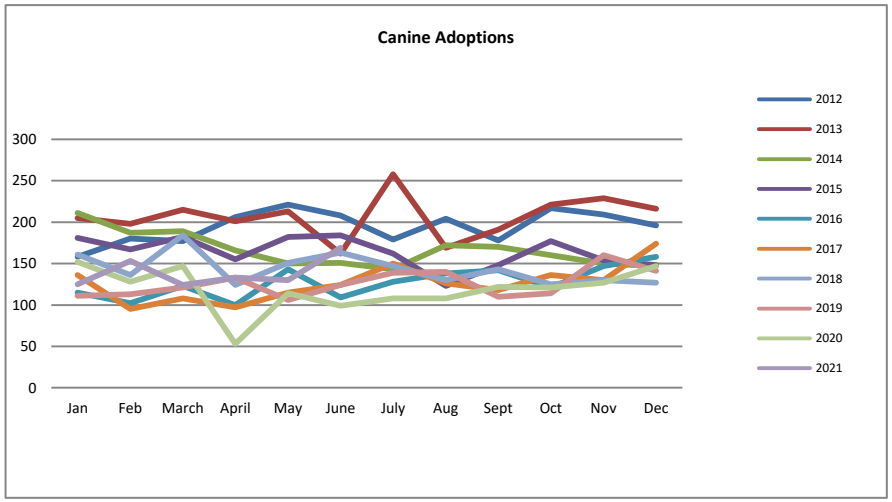
Canine Adoptions
300
250
200
150
100
50
0
Jan
Feb
March
April
May
June
July
Aug
Sept
Oct
Nov
Dec
2012
2013
2014
2015
2016
2017
2018
2019
2020
2021

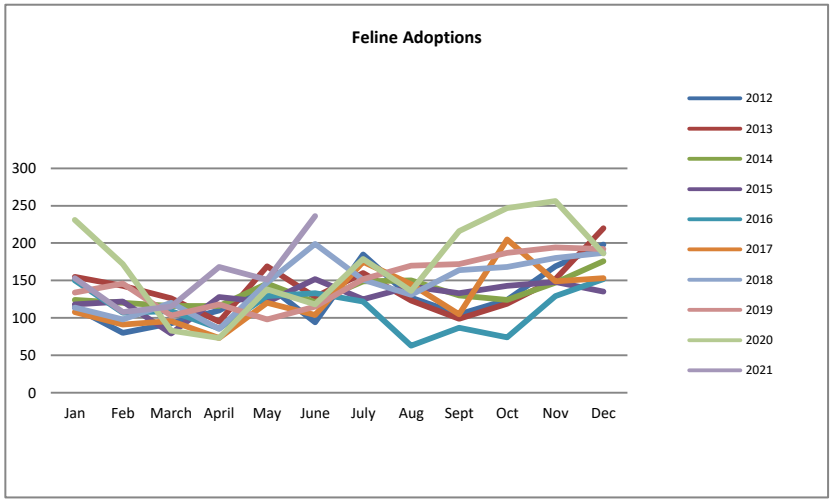
Feline Adoptions
300
250
200
150
100
50
0
Jan
Feb
March
April
May
June
July
Aug
Sept
Oct
Nov
Dec
2012
2013
2014
2015
2016
2017
2018
2019
2020
2021

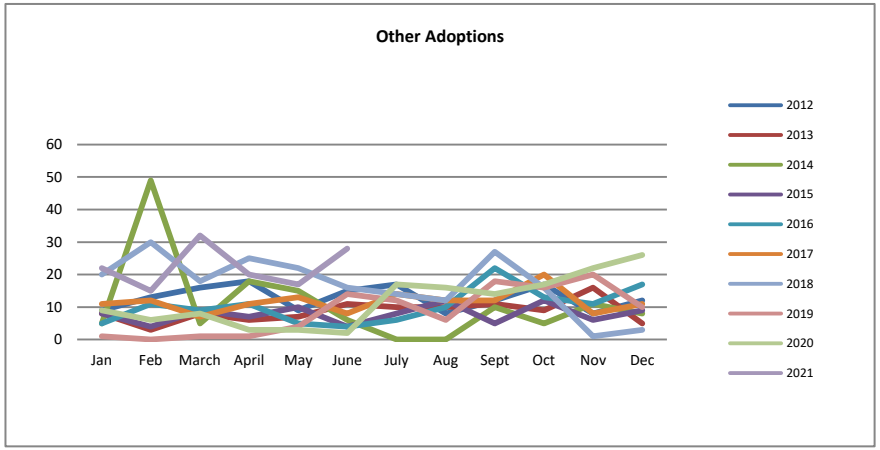
Other Adoptions
60
50
40
30
20
10
0
Jan
Feb
March
April
May
June
July
Aug
Sept
Oct
Nov
Dec
2012
2013
2014
2015
2016
2017
2018
2019
2020
2021

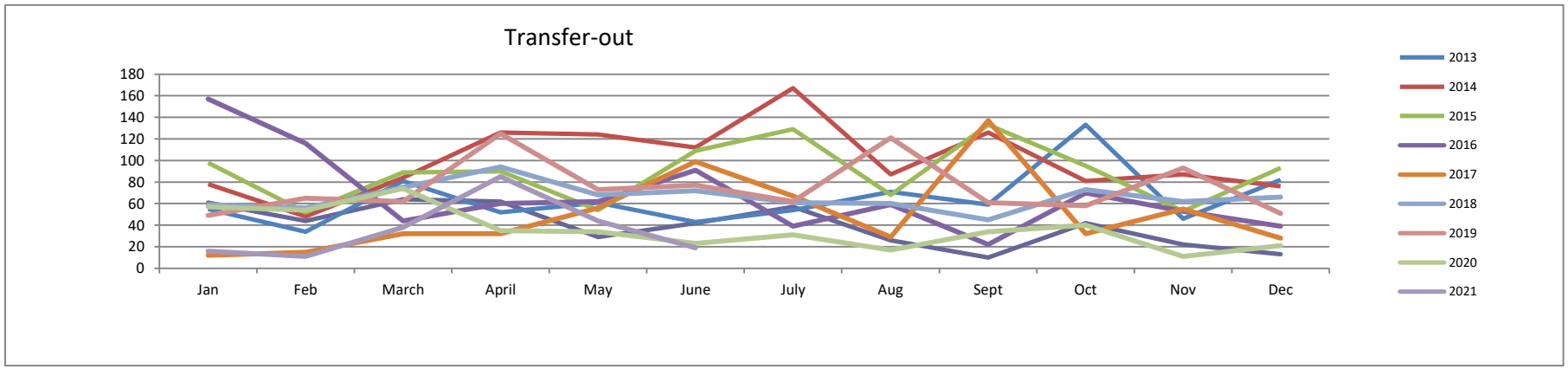
Transfer-out
180
160
140
120
100
80
60
40
20
0
Jan
Feb
March
April
May
June
July
Aug
Sept
Oct
Nov
Dec
2013
2014
2015
2016
2017
2018
2019
2020
2021

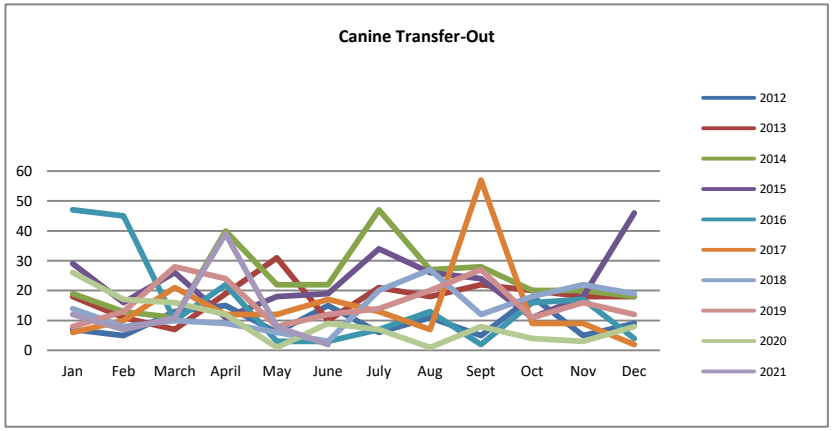
Canine Transfer-Out
60
50
40
30
20
10
0
Jan
Feb
March
April
May
June
July
Aug
Sept
Oct
Nov
Dec
2012
2013
2014
2015
2016
2017
2018
2019
2020
2021

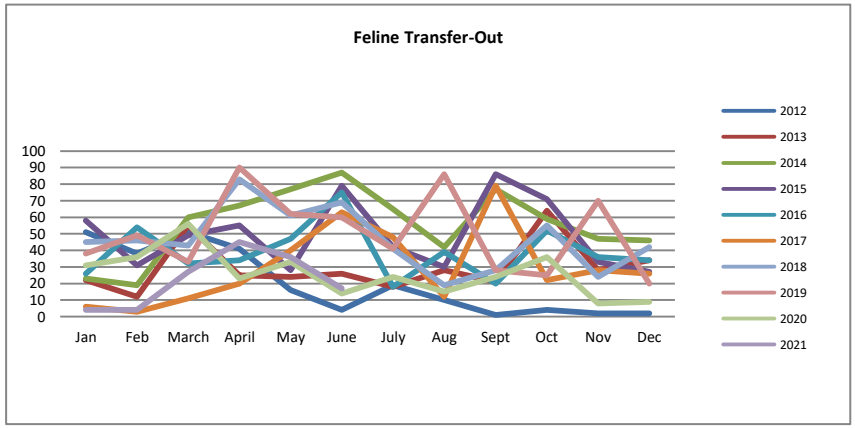
Feline Transfer-Out
100
90
80
70
60
50
40
30
20
10
0
Jan
Feb
March
April
May
June
July
Aug
Sept
Oct
Nov
Dec
2012
2013
2014
2015
2016
2017
2018
2019
2020
2021

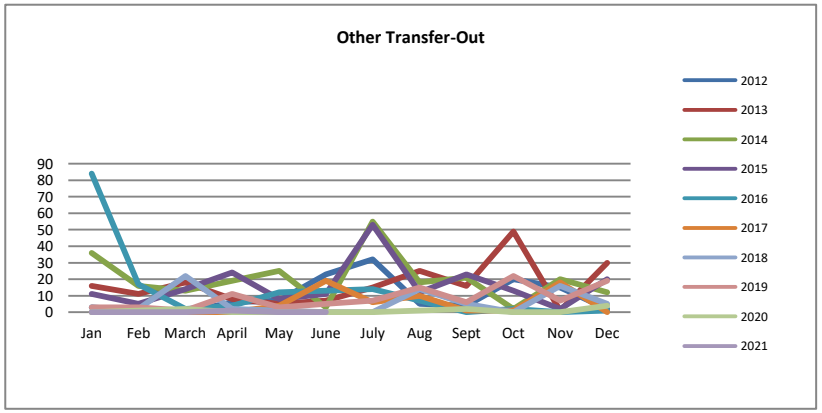
Other Transfer-Out
90
80
70
60
50
40
30
20
10
0
Jan
Feb
March
April
May
June
July
Aug
Sept
Oct
Nov
Dec
2012
2013
2014
2015
2016
2017
2018
2019
2020
2021

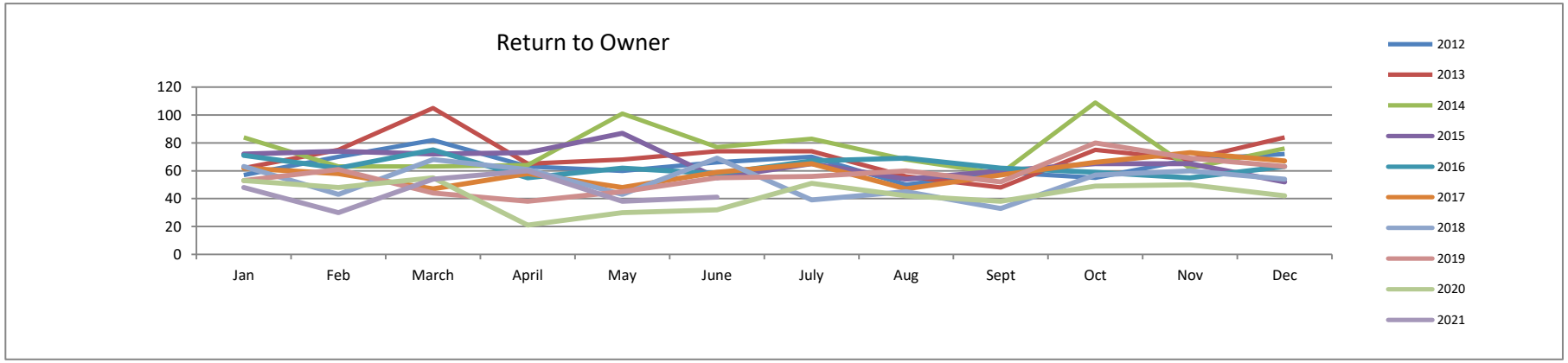
Return to Owner
120
100
80
60
40
20
0
Jan
Feb
March
April
May
June
July
Aug
Sept
Oct
Nov
Dec
2012
2013
2014
2015
2016
2017
2018
2019
2020
2021

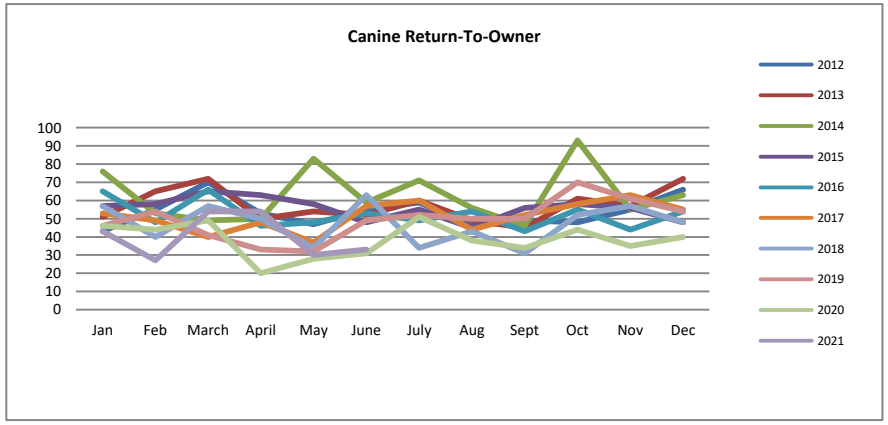
Canine Return-To-Owner
100
90
80
70
60
50
40
30
20
10
0
Jan
Feb
March
April
May
June
July
Aug
Sept
Oct
Nov
Dec
2012
2013
2014
2015
2016
2017
2018
2019
2020
2021

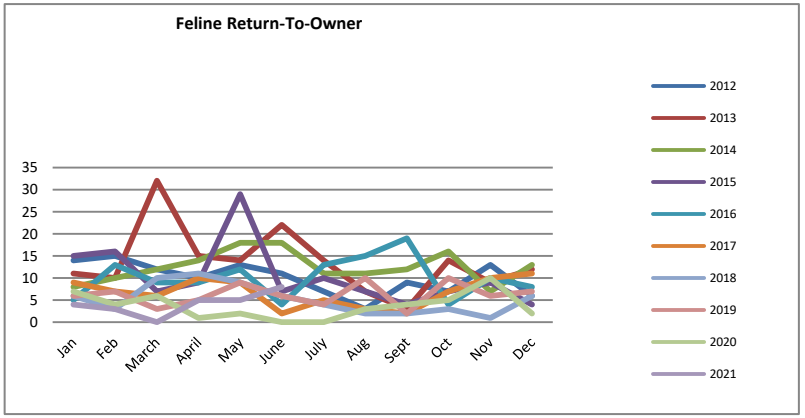
Feline Return-To-Owner
35
30
25
20
15
10
5
0
Jan
Feb
March
April
May
June
July
Aug
Sept
Oct
Nov
Dec
2012
2013
2014
2015
2016
2017
2018
2019
2020
2021

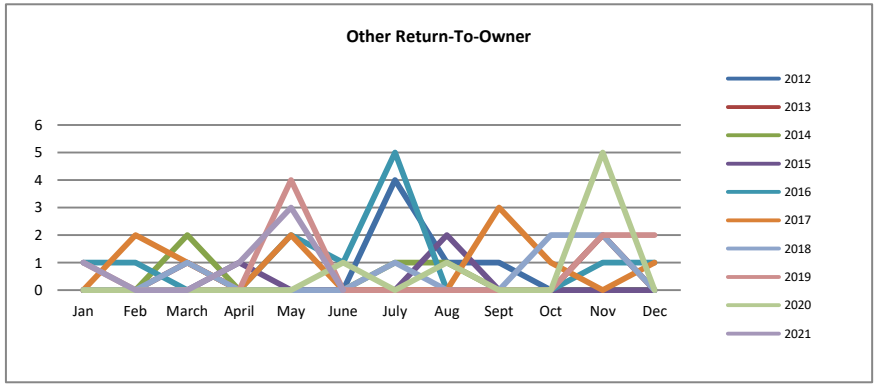
Other Return-To-Owner
6
5
4
3
2
1
0
Jan
Feb
March
April
May
June
July
Aug
Sept
Oct
Nov
Dec
2012
2013
2014
2015
2016
2017
2018
2019
2020
2021

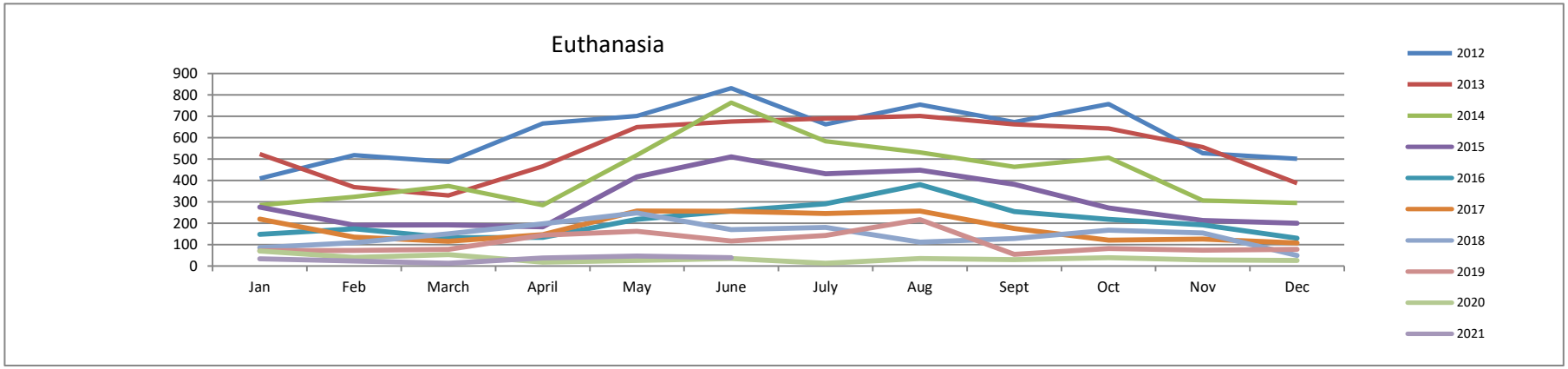
Euthanasia
900
800
700
600
500
400
300
200
100
0
Jan
Feb
March
April
May
June
July
Aug
Sept
Oct
Nov
Dec
2012
2013
2014
2015
2016
2017
2018
2019
2020
2021

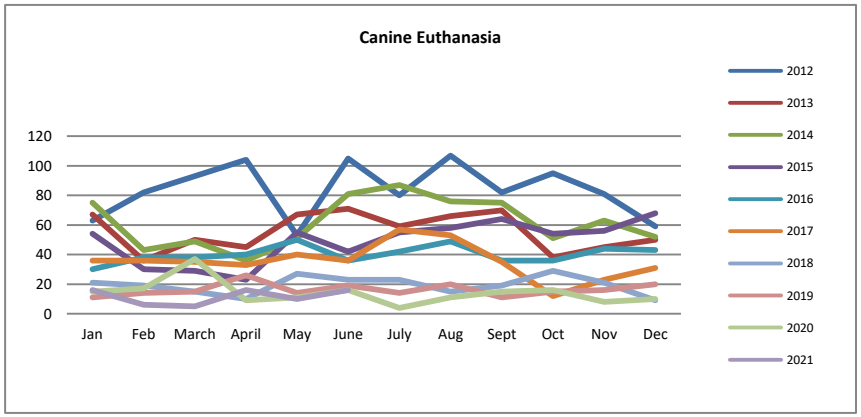
Canine Euthanasia
120
100
80
60
40
20
0
Jan
Feb
March
April
May
June
July
Aug
Sept
Oct
Nov
Dec
2012
2013
2014
2015
2016
2017
2018
2019
2020
2021

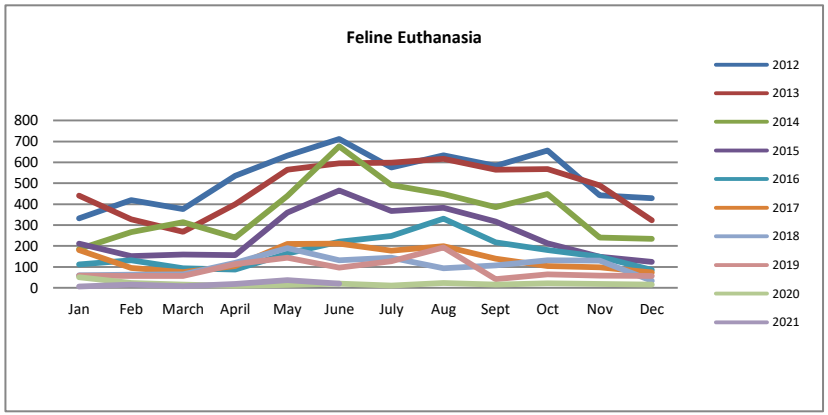
Feline Euthanasia
800
700
600
500
400
300
200
100
0
Jan
Feb
March
April
May
June
July
Aug
Sept
Oct
Nov
Dec
2012
2013
2014
2015
2016
2017
2018
2019
2020
2021

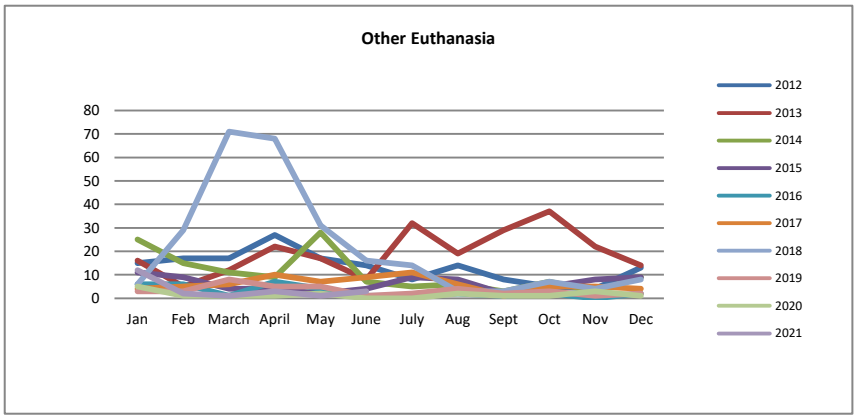
Other Euthanasia
80
70
60
50
40
30
20
10
0
Jan
Feb
March
April
May
June
July
Aug
Sept
Oct
Nov
Dec
2012
2013
2014
2015
2016
2017
2018
2019
2020
2021

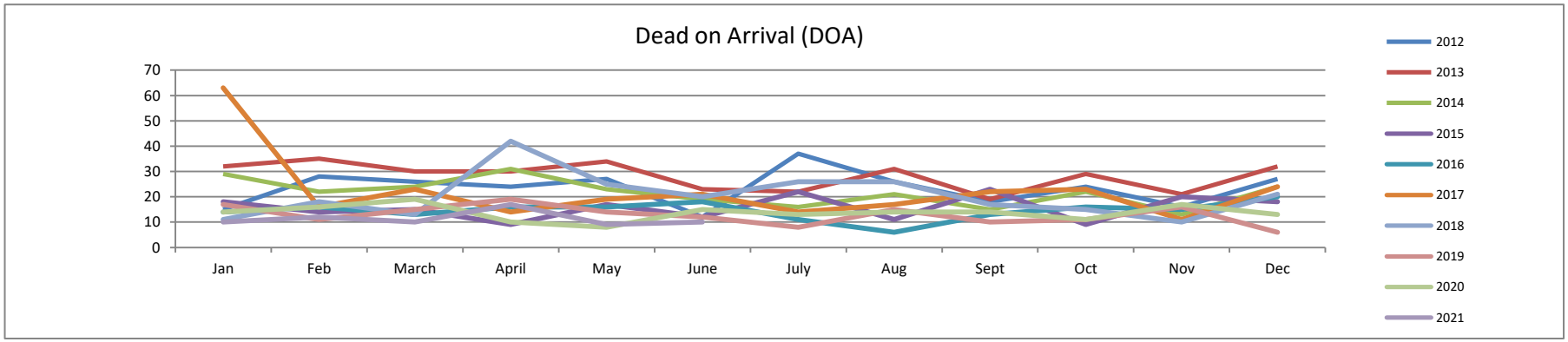
Dead on Arrival (DOA)
70
60
50
40
30
20
10
0
Jan
Feb
March
April
May
June
July
Aug
Sept
Oct
Nov
Dec
2012
2013
2014
2015
2016
2017
2018
2019
2020
2021

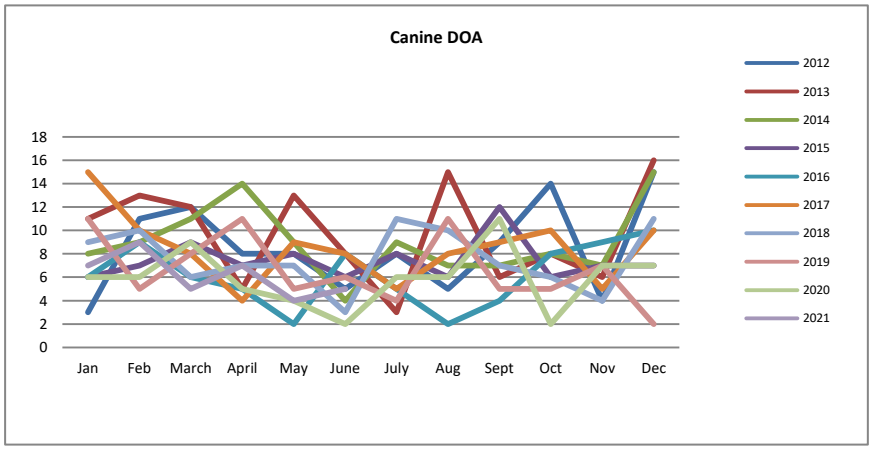
Canine DOA
18
16
14
12
10
8
6
4
2
0
Jan
Feb
March
April
May
June
July
Aug
Sept
Oct
Nov
Dec
2012
2013
2014
2015
2016
2017
2018
2019
2020
2021

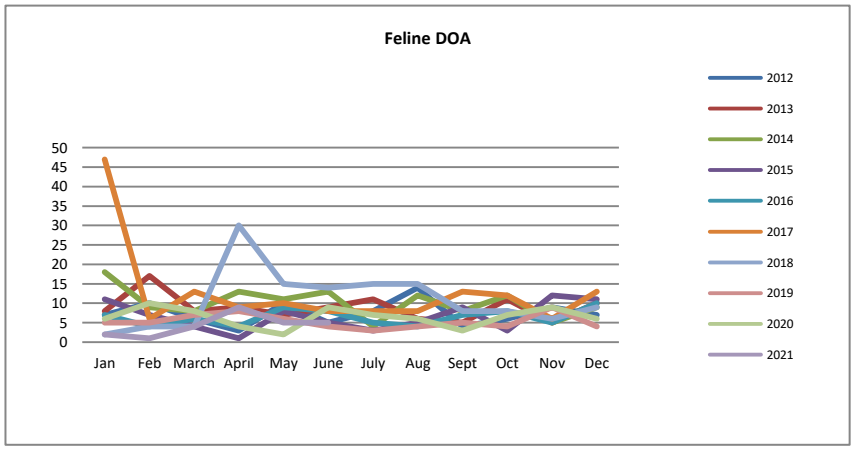
Feline DOA
50
45
40
35
30
25
20
15
10
5
0
Jan
Feb
March
April
May
June
July
Aug
Sept
Oct
Nov
Dec
2012
2013
2014
2015
2016
2017
2018
2019
2020
2021

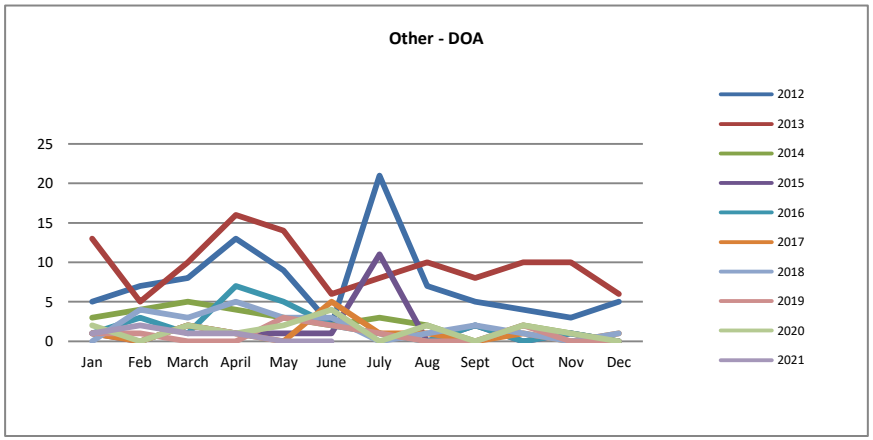
Other - DOA
25
20
15
10
5
0
Jan
Feb
March
April
May
June
July
Aug
Sept
Oct
Nov
Dec
2012
2013
2014
2015
2016
2017
2018
2019
2020
2021

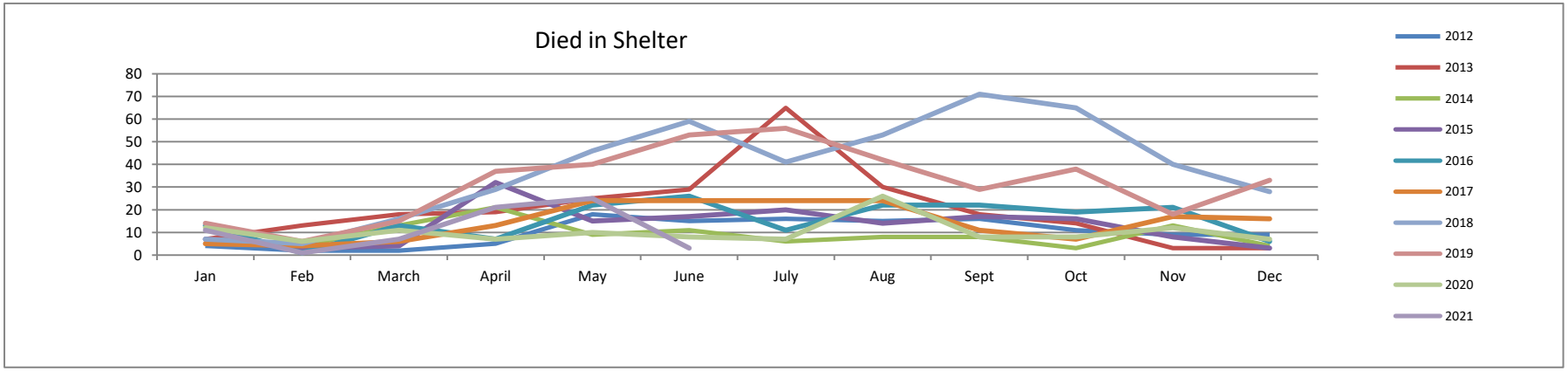
Died in Shelter
80
70
60
50
40
30
20
10
0
Jan
Feb
March
April
May
June
July
Aug
Sept
Oct
Nov
Dec
2012
2013
2014
2015
2016
2017
2018
2019
2020
2021

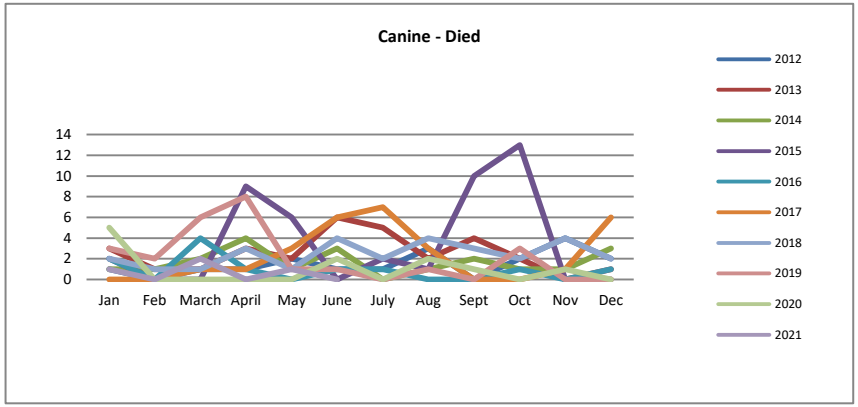
Canine - Died
14
12
10
8
6
4
2
0
Jan
Feb
March
April
May
June
July
Aug
Sept
Oct
Nov
Dec
2012
2013
2014
2015
2016
2017
2018
2019
2020
2021

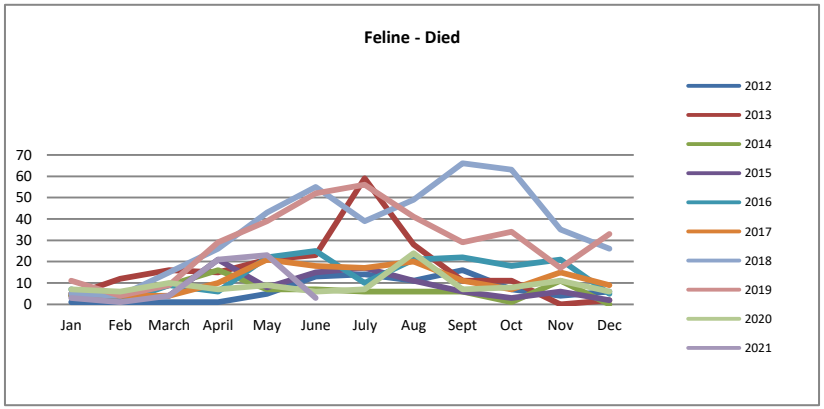
Feline - Died
70
60
50
40
30
20
10
0
Jan
Feb
March
April
May
June
July
Aug
Sept
Oct
Nov
Dec
2012
2013
2014
2015
2016
2017
2018
2019
2020
2021

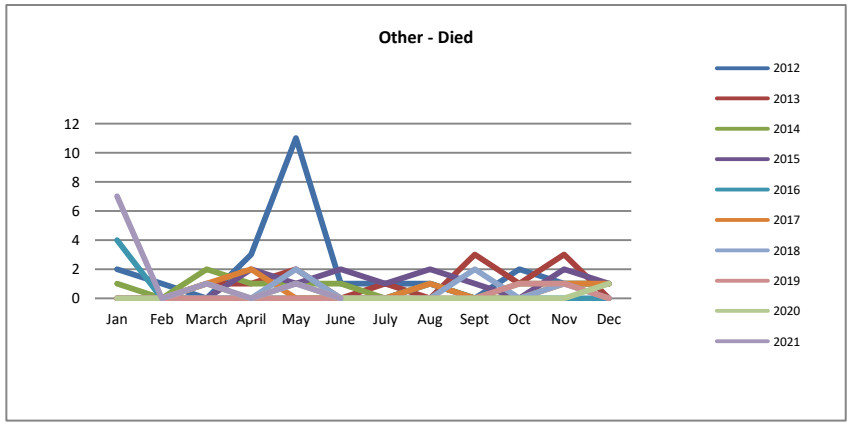
Other - Died
12
10
8
6
4
2
0
Jan
Feb
March
April
May
June
July
Aug
Sept
Oct
Nov
Dec
2012
2013
2014
2015
2016
2017
2018
2019
2020
2021

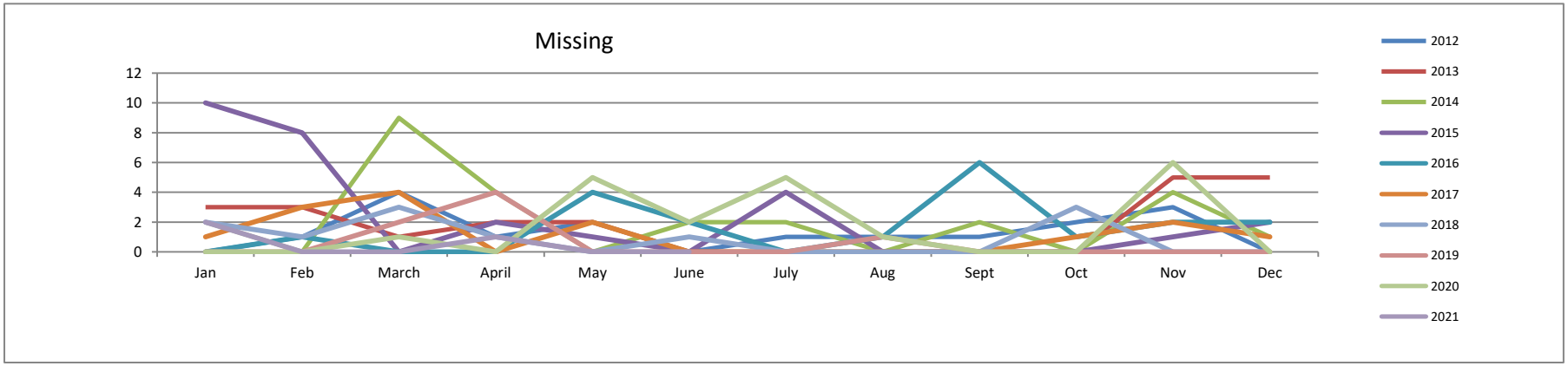
Missing
12
10
8
6
4
2
0
Jan
Feb
March
April
May
June
July
Aug
Sept
Oct
Nov
Dec
2012
2013
2014
2015
2016
2017
2018
2019
2020
2021

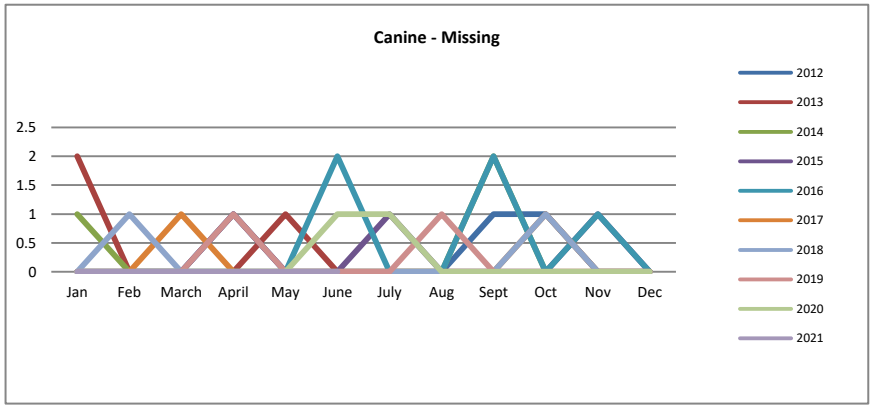
Canine - Missing
2.5
2
1.5
1
0.5
0
Jan
Feb
March
April
May
June
July
Aug
Sept
Oct
Nov
Dec
2012
2013
2014
2015
2016
2017
2018
2019
2020
2021

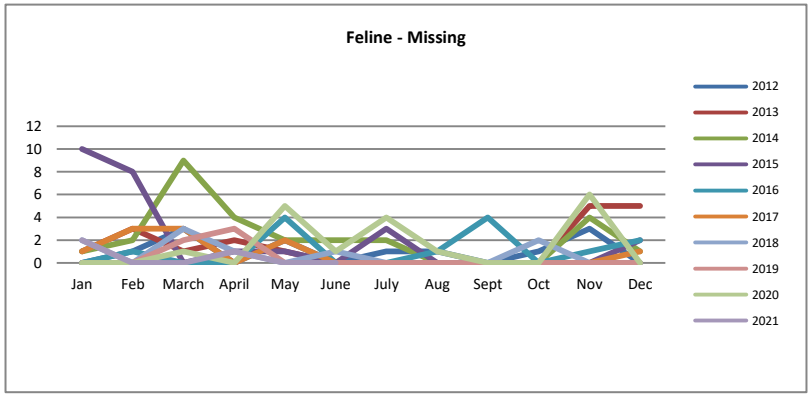
Feline - Missing
12
10
8
6
4
2
0
Jan
Feb
March
April
May
June
July
Aug
Sept
Oct
Nov
Dec
2012
2013
2014
2015
2016
2017
2018
2019
2020
2021

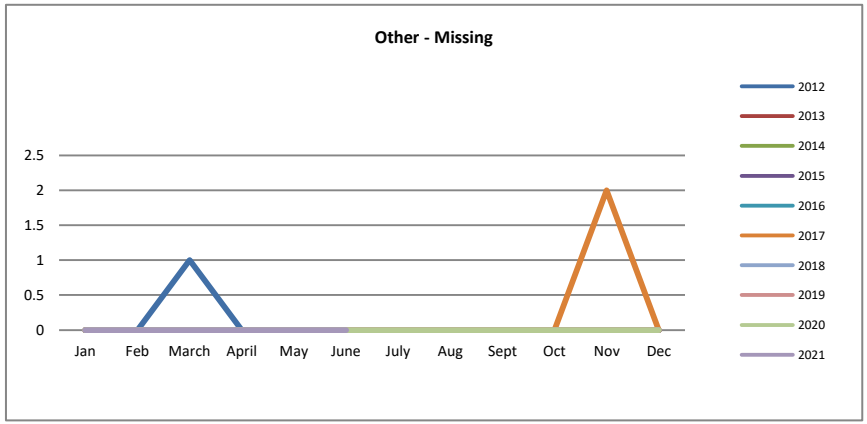
Other - Missing
2.5
2
1.5
1
0.5
0
Jan
Feb
March
April
May
June
July
Aug
Sept
Oct
Nov
Dec
2012
2013
2014
2015
2016
2017
2018
2019
2020
2021